



LESSON NOTES FOR READING FOR MIDDLE CLASS TERM II

WEEK I AND II

Lesson one

TOPIC: Introducing sound “h”.

Evaluation activity: Learners will read sound “h” and write words with sound “h” e.g

h	h	h	h
	hut	hen	hat

Learning materials : *Charts, books, small cards, pencils, etc.*

Lesson two and three

TOPIC: Introducing sound “j”.

Evaluation activity: Learners will pronounce the sounds correctly and write sounds “j” with its words e.g

j	j	j	j
	jug	jam	jik

Learning materials : *Flash cards, real objects, books, pencils, charts, etc.*

Lesson four

TOPIC: Introducing sound “k”.

Evaluation activity: Learners will revise the previous sounds and then write and read sound k with its words.

k	k	k	k
	kite	kit	key

Materials to use : *Charts, real objects.*

WEEK III

Lesson one and two

TOPIC: Introducing sound “m”.

Evaluation activity: Learners should read the sound and write/copy its words correctly e.g

m	m	m	m
mat	man	moon	mug

Learning materials : Flash cards, real objects, books and pencils plus a chart in the class.

Lesson three

TOPIC: Introducing reading, reciting sound “n”.

Evaluation activity: Learners will read the sound “n” and write words with sound “n” e.g

n	n	n	n
net	nest	nut	neck

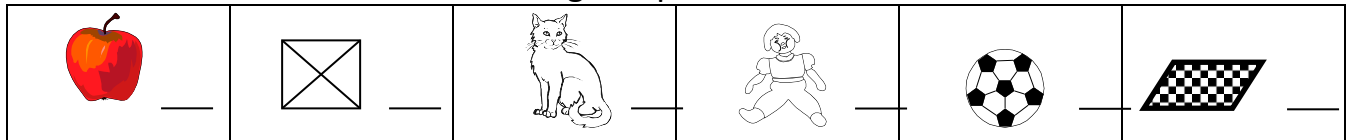
Learning materials : Real objects, charts, books, flash cards and pencils.

Lesson four

TOPIC: Write the first letter sound for the given picture.

Evaluation activity: Revision of the previous sounds.

Write the first letter sound for the given picture.



Learning materials :

WEEK FOUR

Lesson one

TOPIC: Introducing reading, reciting sound “p”.

Evaluation activity: Learners will read and copy words with sound “p”. e.g

p	p	p	p
pen	pot	pink	pan

Learning materials : Real objects, charts in class.

Lesson two

TOPIC: Revision of all the sounds learnt in the previous week

Evaluation activity: Listen and write the sounds only e.g a, h, m, n, e, g, f, l, etc.

Lesson three

TOPIC: Introducing / reading sound "r".

Evaluation activity: Learners will learn sound "r" with its words. e.g

r	r	r	r
rat	rain	rabbit	red

Lesson four

TOPIC: Introducing sound "s".

Evaluation activity: Learners will write sound "s" with its words.


s	s	s	s
sun	stone	snake	sand

WEEK FIVE

Lesson one and two

TOPIC: Revising all the sounds learnt.

Evaluation activity: Drawing pictures for the given sounds correctly e.g.

	f	r	m	s	h
e	b	d	c	n	

Learning materials : Real objects, books and pencils.

Lesson three and four

TOPIC: Introducing sound "t".

Evaluation activity: Learners will learn sound "t" and copy its words correctly e.g.

t	t	t	t	t
tap	tea	tie	tin	tree

- Introducing sound v

- Learners will read sound v and copyist words

v	v	v	v	v
---	---	---	---	---

vat	van	vim	vest	visit
-----	-----	-----	------	-------

Learning materials : *Flash cards, books and pencils.*

WEEK VI

Lesson one

TOPIC: Introducing sound “w”.

Evaluation activity: Learners will learn sound “w” and copy its words. e.g.

w	w	w	w
wax	water	wall	was

Learning materials : *Charts, books , flash cards, etc.*

Lesson two

TOPIC: Introducing sound “y”.

Evaluation activity: Learners will first go through all the previous sounds learnt and there after learn sound “y”

Learners will copy and learn sound “y” with its words. e.g

y	y	y	y
yam	yes	york	yellow

Learning materials : *Chalkboard, books, real objects, flash cards, etc.*

Lesson three

TOPIC: Introducing sound “z”.

Evaluation activity: Learners will learn sound “z” and copy its words correctly.

z	z	z	z
Zam	zoo	zip	zebra

Learning materials : *Books , pencils, etc.*

Lesson four and five

TOPIC: Reading all the learnt sounds.

Evaluation activity: Learners will learn or revise all the sounds.

Match sounds to their words correctly. e.g

h	sun
f	mat
r	pen
m	rat
p	fun
s	hen

Learning materials : Charts in the class, flash cards.

WEEK VII

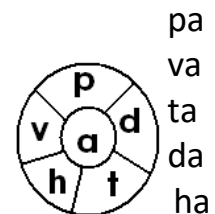
Lesson one to three

TOPIC: Introducing the syllable of "a"

Evaluation activity: Learners will learn how to form syllables. e.g.

b - a = ba
 c - a = ca
 r - a = ra
 f - a = fa

j	ja
g	ga
h	ha



s	sa
v	va
w	wa
y	_____

Materials to be used : Small cards with sounds.

Lesson four to five

TOPIC: Forming words with syllable "a"

Evaluation activity: Learners will first revise the syllables and form words thereafter. E.g

ba	fa	ta	sa
ca	ma	ta	na

Match the same

ba	ca
ca	fa
fa	ba

Form words

ba		bat
a		cat
ra	→	rat
fa	→	—

ba - g	bag
ca - n	can
ja - m	jam

Materials to be used: *Small cards with single sounds.*

WEEK VIII

Lesson one to five

TOPIC: introducing forming words with syllables of “a”

Evaluation activity: learners will continue to form the words. e.g

fa	→	t	fat
	→	n	fan
	→	r	far

Learning materials : *Small cards , books and pencils.*

TOPIC: Introducing how to continue forming the words with syllables of “a” e.g

Form the words

a	→	xe	axe
	→	ppl	apple
	→	t	_____
	→	n	_____
	→	dd	_____

Materials to be used : *Small cards , books and pencils.*

WEEK NINE

Lesson and two

TOPIC: Identify words with their syllables.

Evaluation activity: learners will read the syllable and the words.

fa	car
ga	man
ra	hat
ha	rat
ma	gas
ca	fat

Materials to be used : Charts, books and pencils, etc.

Lesson three

TOPIC: Fill in the missing sound with "a".

Evaluation activity: Fill in the missing letter e.g

m__t r__t h__t c__t f__t __n b__g

Materials to be used: Charts, books and pencils.

WEEK TEN

Giving revision exercises and test should be done in this week.