




TOP CLASS NUMBERS TERM II

WEEK I



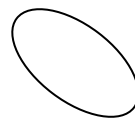
Circle



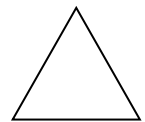
square



star



oval



triangle

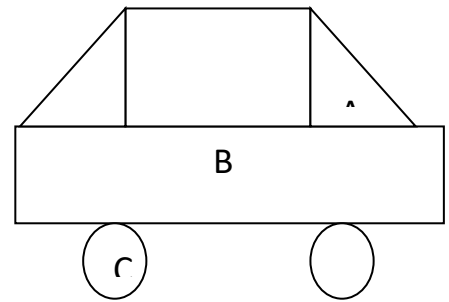
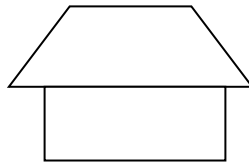
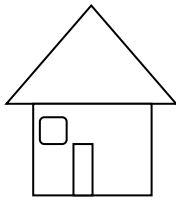
Activities

- Identifying and recognizing shapes.
- Pronouncing words correctly.
- Colouring shapes
- Matching words to pictures.
- Underline correct word for the given shape.
- Naming shapes

WEEK II

Introducing making patterns using shapes.

e.g



Activities

- Recognizing shapes.
- Forming objects using the patterns
- Drawing shapes.
- naming shapes.
- Fill in the missing letters.

WEEK III

Introducing numerals 0 – 30

1, 2, 3, 4, 5, 6, 7, 8, 9, 10
11, 12, 13, 14, 15, 16, 17, 18, 19, 20
21, 22, 23, 24, 25, 26, 27, 28, 29, 30

Activities

- Counting real objects
- Counting pictures orally
- Copying numbers.
- Find the missing numbers.
- Match pictures to numbers.

Finding the next number using “what”.

What number comes after?

13, ___ 15, ___ 17, ___

What number comes before?

___, 21 ___, 29 ___, 14

Arranging numbers in order. e.g

12, 10, 11 - 10, 11, 12
20, 1, 19 - 18, 19, 20

Activities

- Counting numbers
- Writing numbers before and after
- Arranging numbers in order.
- Tick the greater number.
- Circle the smaller number.

WEEK IV

Introducing subtraction

(Take away using objects)

$$c c c \cancel{c} \cancel{c} = \underline{3}$$


$$a a a a \cancel{a} = \underline{4}$$

$$\phi \cancel{b} \cancel{b} \phi = \underline{0}$$

Activities

- Counting correctly.
- Drawing objects
- Subtracting objects
- Writing the number correctly.

Take away involving numbers


$$5 - 1 = 4$$



$$\underline{4} - \underline{2} = \underline{2}$$

Activities

- Counting correctly.
- Drawing objects
- taking away numbers
- Writing the number correctly

Taking away using numbers vertically and horizontally. e.g

$$3 - 0 = 3$$

$$5 - 2 = \underline{\quad}$$

$$10 - 4 = \underline{\quad}$$

$$\begin{array}{r} 3 \\ - 2 \\ \hline \end{array}$$

$$\begin{array}{r} 2 \\ - 0 \\ \hline \end{array}$$

$$\begin{array}{r} 5 \\ - 5 \\ \hline \end{array}$$

WEEK V

Addition of numbers 1 – 20

Adding three numbers e.g

$$1 + 1 + 1 = 3$$

$$4 + 2 + 4 = 10$$

$$3 + 1 + 2 = \underline{\quad}$$

Adding vertically

$$\begin{array}{r} 3 \\ 3 \\ + 1 \\ \hline 7 \\ \hline \end{array}$$

$$\begin{array}{r} 5 \\ 2 \\ + 6 \\ \hline \end{array}$$

$$\begin{array}{r} 4 \\ 2 \\ + 1 \\ \hline \end{array}$$

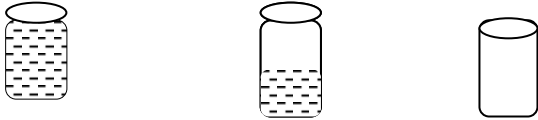
Activities

- Counting correctly.
- Adding numbers correctly.
- Arranging numbers

- Drawing counters e.g balls, sticks
- Writing numbers correctly.

WEEK VI

Use of full, empty, half



Activities

- reading the words correctly.
- Filling containers with water.
- Drawing pictures.
- Identifying tins.
- Matching pictures to words.
- Cross the correct word.

Comparing using more/less



Questions

which tin has less water?

Tin ___ has less water than tin ___.

Activities

- reading words correctly.
- Drawing tins.
- Identifying tins
- Answering questions correctly.
- Completing the gaps correctly.

WEEK VII

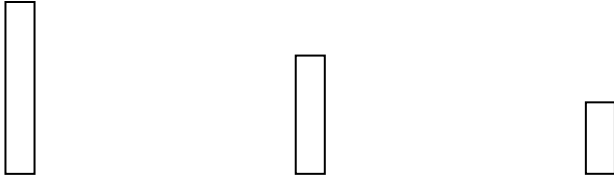
Comparing length of subjects.

(Using short, shorter, shortest)




short

shorter

shortest



Using long, longer, longer

A  long
B  longer
C  longer




Ruler A is _____
Ruler B is _____ than Ruler A _____
Ruler C is the _____

Activities

- Reading words correctly.
- Drawing objects
- Writing statements
- Completing statements
- Answering correctly.

Comparing of heights using different objects.

(Use of tall, taller, tallest)

Mary  tall
Sara  taller
Joy  tallest

_____ is taller than _____
Who is the tallest?

Activities

- Identifying the great /less number
- Finding the greater number

- Writing the greater or less number.
- Underline the greater or less number.

WEEK NINE

Introducing number words (0 – 10)

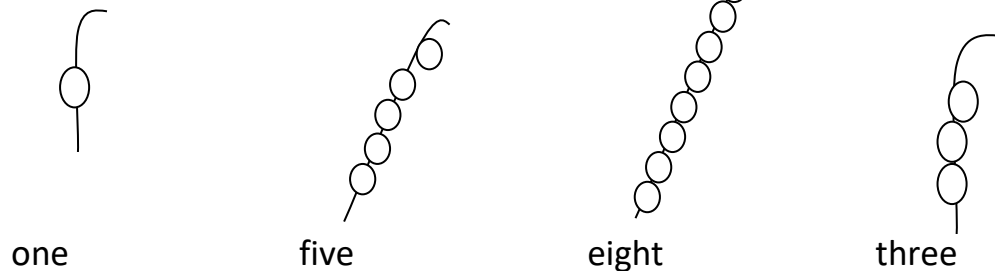
(zero, one, two, three, four, five, six, seven, eight, nine, ten)

Activities.

- reading the words correctly.
- Matching words to pictures
- Drawing pictures for the number words.
- Writing words for the numbers.
- Fill in the missing letters
- Listen and write.

Introducing drawing beads.

Read and draw the beads



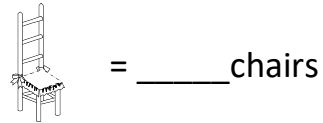
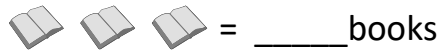
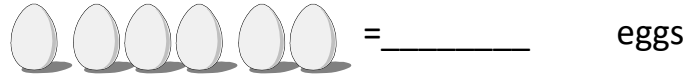
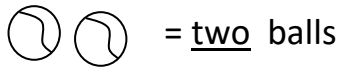
Activities

- reading the words
- Identifying the correct number for the word.
- Counting beads.
- Drawing beads.


WEEK X

Writing number words.

Count and write number in words.



Read and draw

two balls = 

four cups = 

six stones = 

seven apples = 

Activities

- Reading the words
- Counting objects
- Identifying the correct number word.
- Drawing pictures.
- Writing number words.

WEEK XI

Introducing addition of number words. e,g

Three and two is five

$$\underline{3} + \underline{2} = \underline{5}$$

Five and one is six

$$\underline{5} + \underline{1} = 6$$

Two and two gives four

$$\underline{2} + \underline{2} = \underline{4}$$

Six and one gives seven

$$\underline{6} + \underline{1} =$$

Five plus three equals eight.

$$\underline{5} + \underline{3} = \underline{8}$$

Zero plus ten equals ten

$$\underline{0} + \underline{10} = \underline{10}$$

Two bananas plus one banana equals _____ bananas.

One book plus three books equals _____ books.

Activities

- Reading words
- Counting objects
- Writing number words.
- Adding numbers
- Drawing pictures

WEEK XII

Revision on all the learnt themes.