

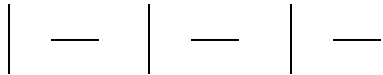


## LESSON NOTES FOR WRITING FOR BABY CLASS TERM II


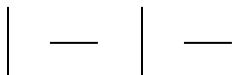
### WEEK II

#### SYMBOLS

Standing and sleeping stick

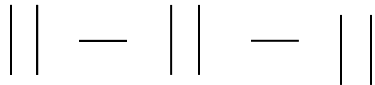


#### Suggested developmental activities



- Tracing i.e. 
- Writing i.e. 
- Reciting

### WEEK III

Two standing sticks and one sleeping stick



#### Suggested developmental activities

- Reciting
- Tracing 
- Copying i.e. 



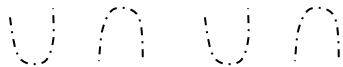
- Shading

## WEEK IV

Curve upwards and down wards

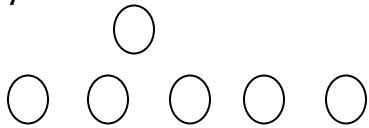


### Suggested developmental activities

- T- Tracing 
- Copying
- Reciting

## WEEK V

Symbol



### Suggested developmental activities

- Tracing i.e
- Shading
- Copying
- Matching

## WEEK VI

ball and stick 


i.e 

### Suggested developmental activities

- Tracing
- Copying i.e        —        —
- Shading

**WEEK VII**

Ball and two sleeping sticks



Suggested developmental activities

- Tracing        ○    =    ○    =    ○
- Copying
- Shading

**WEEK VIII**

SYMBOL    √



Suggested developmental activities

- tracing        √        √        √
- writing        √        √        √
- tracing        √ √ √ √ √ √ √ √

**WEEK IX**

Sound a

a a a a

## Suggested developmental activities

- Forming sound

o | o | o | o |

- Copying the sound

a a a a a

## **WEEK X**

Sound b

b b b b

## Suggested developmental activities

- Forming the sound

o | o | o | o |

- Copying the sound

b b b b