



LESSON NOTES FOR NUMBERS FOR MIDDLE CLASS TERM II

WEEK I

Lesson one to five

TOPIC: Counting numbers

Learning activities: Learners will recite a rhyme about numbers.
“one yellow duck...”

Learning materials: *shakers, drum, etc.*

TOPIC: Counting numbers

Learning activities: Learners will be given objects to sort out by types e.g beans from beads, bottle tops from stones, etc.

“one yellow duck...”

Learning materials: *Real objects.*

TOPIC: Counting numbers

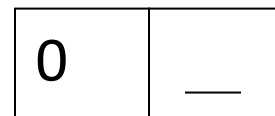
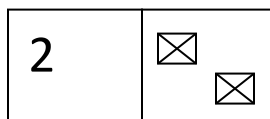
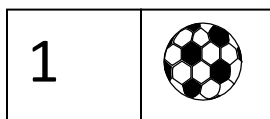
Learning activities: Learners will be given objects to sort according to specific colours “red, blue, yellow”, “balls, leaves, cups, pencils”, “shoes, blocks”.

“one yellow duck...”

Learning materials: *Real objects*

TOPIC: Counting numbers

Learning activities: Learners will practically count objects showing their different similarities and quantity e.g



Learning materials: *Real objects, number cards.*

TOPIC: Counting numbers

Learning activities: Learners will copy numbers zero to five on slates or chalkboard.

Learning materials: slates, chalk, single flash cards.

TOPIC: Counting numbers

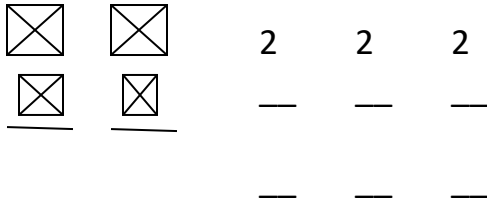
Learning activities: Learners will copy numbers 0 and 1 .

0	0	0	0			1	1
0						1	1

Learning materials: Single flash cards, books and pencils.

TOPIC: Counting numbers


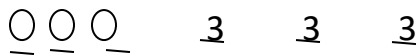

Learning activities: Learners will copy number 2.



Learning materials: Single number cards, real objects.

TOPIC: Counting numbers

Learning activities: Learners will copy numbers 3, 4, 5.



a a a
a a 5 5 5


Learning materials: Single number cards.


WEEK FOUR

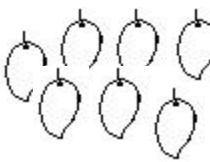
Lesson one to five

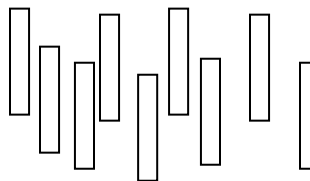
TOPIC: Counting numbers


Learning activities: Learners will continue to copy numbers 6 - 10.

	=	6	6	6
		<u>6</u>	—	—
		—	—	—

	=	8	8	8
		<u>8</u>	—	—
		—	—	—

	=	7	7	7
		<u>7</u>	—	—
		—	—	—

	=	9	9	9
		9	—	—
		—	—	—

	=	10	10	10
		—	—	—
		—	—	—

Learning materials: Single numbers and real objects.

WEEK V

Lesson one

TOPIC: Counting numbers

Learning activities: Learners will match the same numbers e.g

3	7
5	1
2	3
6	5
7	2
1	6

Learning materials: *Number cards.*

Lesson two and three

TOPIC: Counting numbers

Learning activities: Learners will match pictures to numbers. e.g

○○○	1
○○	4
○○○○ ○○○○	3
	2
○○○○ ○	8

Learning materials: *Real objects, number cards*

WEEK V

Lesson two to five

TOPIC: Counting numbers

Learning activities: Learners will cross the different word.

7 7 7 ~~7~~

6 1 1 1

Learning materials: *Number cards*

WEEK VI

Lesson one to five

TOPIC: Counting numbers

Learning activities: Colouring balls for the number.

3 = ○ ○ ○ ○ ○ ○

5 = ○ ○ ○ ○ ○ ○

4 = ○ ○ ○ ○ ○ ○

7 = ○ ○ ○ ○ ○ ○ ○ ○ ○

OR

○ ○ ○ ○ ○ = 1

○ ○ ○ ○ ○ = 2

○ ○ ○ ○ ○ ○ ○ = 6

Learning materials: *Number cards, real objects*

Lesson three to five

TOPIC: Counting numbers

Learning activities: Learners will now draw balls on the given numbers e.g.

2 =

7 = ○ ○

4 =

3 =

Learning materials: *Single number cards, real objects*

WEEK SEVEN

Lesson one


TOPIC: Shapes

Learning activities: Learners will be given objects out of those which are circular thereafter the learners will be given torn papers to paste circles.

Learning materials: *torn papers, glue, real objects*

TOPIC: Shapes

Learning activities: Learners will mention things in form of circles thereafter they will be given cut outs of circles to form a cat.



Learning materials: *Cut outs and glue*


TOPIC: Shapes

Learning activities: Learners will be given papers to tear out circles with free hands.

Learning materials: *Cut outs*

TOPIC: Shapes

Learning activities: Learners will colour (shade) circles e.g



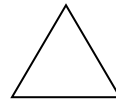

Learning materials: *Real objects, cut outs*

WEEK VIII

Lesson one to three

TOPIC: Shapes





Learning activities: Learners will tell shape names.



Learning materials: *Shape cut outs*

TOPIC: Shapes

Learning activities: Learners will copy and colour the given shapes.






Learning materials: *Cut outs*

Lesson four

TOPIC: Shapes


Learning activities: Learners will copy and colour the given shapes.



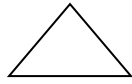
Learning materials: *Cut outs*

TOPIC: Shapes

Learning activities: Learners will colour (Shade) shapes on the drawn objects with different colours.




red



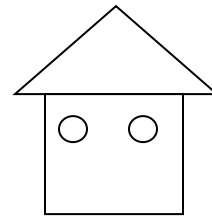
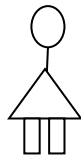
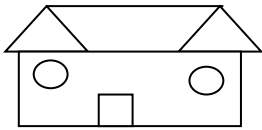
yellow



green



black





Learning materials: crayons, chalk, books and pencils

WEEK IX

Lesson one and two

TOPIC: Shapes

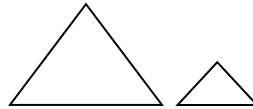
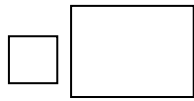
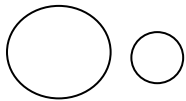
Learning activities: Learners will match the same shapes. e.g



Learning materials: cut outs

TOPIC: Shapes

Learning activities: Learners will colour/ shade small/big shapes as instructed by teacher.

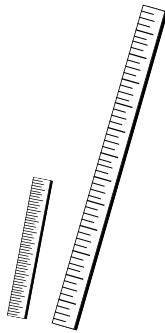
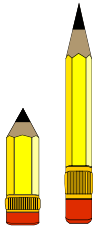


Learning materials: Chalk, pencils, papers and books

WEEK X

TOPIC: Shapes

Learning activities: Learners will colour/shade short or long objects as instructed by the teacher.



Learning materials: Real objects

TOPIC: Revision exercises on what is covered in the term.