



LESSON NOTES FOR NUMBERS FOR MIDDLE CLASS TERM III

WEEK I

Lesson one

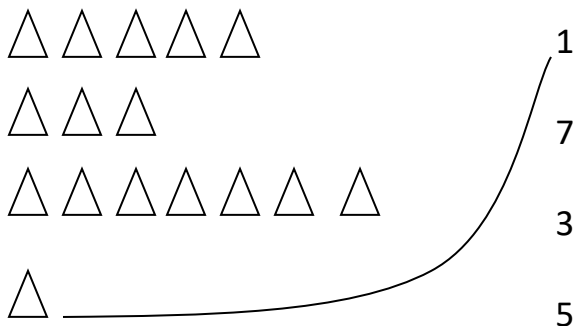
TOPIC: Counting numbers 0 - 20

Evaluation activity: Copying numbers and matching numbers to their pictures e.g

Copy numbers 0 - 10

Lesson two

Count the pictures and match to their numbers correctly.



Materials to be used are real objects etc.

Lesson three

TOPIC: Counting numbers 0 - 20

Evaluation activity: Drawing pictures or objects for the numbers given e.g

$$4 = \bigcirc \bigcirc \bigcirc \bigcirc$$

$$6 = \underline{\quad}$$

$7 = \underline{\quad}$

$9 = \underline{\quad}$

$8 = \underline{\quad}$

Materials to be used are real objects etc.

WEEK II

Lesson one and two

TOPIC: Counting numbers and writing them correctly.

Evaluation activity: Learners will continue to draw pictures for the number given e.g

$0 =$

$1 = \underline{\quad}$

$2 =$ 

$4 = \underline{\quad}$

$3 = \underline{\quad}$

Materials to be used are real objects etc.

Lesson three

TOPIC: Counting numbers 0 - 20.

Evaluation activity: count and write

$\text{Crescent moons} = 5$

$\text{Circles on sticks} = 8$

$\text{Stars} = 2$

Materials to be used are real object, flash cards with big numbers etc.

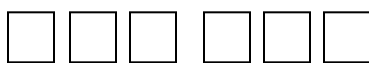
WEEK III

Lesson one and two

TOPIC: Counting numbers 0 - 20

Evaluation activity: Colour the pictures for the numbers given. e.g

$5 =$ 

$1 =$ 


$2 =$ 

$0 =$ 

Lesson three and four

TOPIC: Counting numbers 0 - 20.

Evaluation activity: Shade for the numbers



Materials to be used are real objects etc.

WEEK IV

Lesson one and two

TOPIC: Counting numbers 0 - 20 orally.
Copying numbers 0 – 10 correctly

Evaluation activity: Arrange numbers in order from the smallest to the biggest.

1, 2, 0 _____
3, 2, 0, 1 _____
4, 3, 1, 2, 0, _____

Learning materials to be used are Chart in the class.

WEEK V

Lesson one to three

TOPIC: Counting numbers 0 - 20 orally.
Writing/copying numbers 0 – 10

Evaluation activity: Learners will learn to fill in the missing numbers. e.g

0, __, 2, _____
0, 1, __, 3, 4, 5,
0, __, 2, 3, 4, 5,

Lesson three

TOPIC: Counting numbers 0 - 20 orally.

Copying numbers 0 – 10 correctly

Evaluation activity: Arrange numbers in order from the smallest to the biggest

6, 6, 3, 4, 2, 10, _____
5, 4, 3, 2, 1, 0, _____
0, 2, 1, 4, 3, 5, 6 _____

Learning materials: *Small card with numbers, Chart in class*

Lesson four

TOPIC: Counting numbers 0 - 20 orally.

Copying numbers 0 – 10

Evaluation activity: Learners will continue to fill in missing numbers. e.g

0, 1, 2, __, 4, __, 6
0, __, 2, __, 4, __, 6
0, 1, 2, __, 4, 5, 6

Learning materials: *Small card with numbers, Chart in class*

Lesson five

TOPIC: Counting numbers 0 - 20 orally.

Copying numbers 0 – 10 correctly

Evaluation activity: Learners will write the number after. e.g

0, __ 2, __ 4, __
1, __ 3, __ 5, __ 2

Learning materials: *Chart in class, books and pencils.*

WEEK VI

Lesson one

TOPIC: Counting numbers 0 - 20 orally.

Copying numbers 0 – 10 correctly

Evaluation activity: Pupils will continue to write the numbers after e.g

1, __ 4, __ 0, __
3, __ 2, __ 5, __

Learning materials: *Chart in class*

Lesson two

TOPIC: Introducing plus and equal signs
Counting numbers 0 - 20 orally.
Copying numbers 0 – 10 correctly

Evaluation activity: Adding pictures

$$\triangle \triangle + \triangle = 3$$

$$\circ \circ \circ + \circ =$$

$$\star \star + \star \star \star =$$

Learning materials: , Chart in class

Lesson three

TOPIC: Introducing plus and equal signs
Counting numbers 0 - 20 orally.
Copying numbers 0 – 10 correctly

Evaluation activity: Learners will add the pictures together.

$$\triangle \triangle + \triangle \triangle = \triangle \triangle \triangle \triangle$$

$$\circ \circ + \circ =$$

$$\circ + \circ =$$

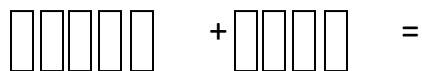
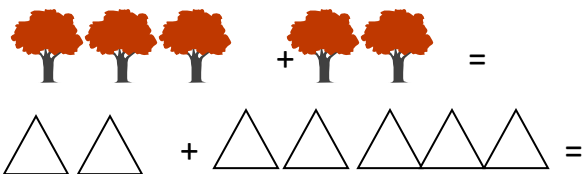
WEEK VII

Lesson one and two

TOPIC: Continuing to Introduce plus and equal signs
Copying numbers 0 – 10
Counting numbers orally.

Evaluation activity: Adding the pictures. e.g

$$\text{cup} \text{cup} + \text{cup} =$$



Learning materials: Chart in class, real objects

Lesson three

TOPIC: Continuing to teach plus and equal signs

Counting numbers 0 - 20 orally.

Copying numbers 0 – 10 correctly

Evaluation activity: Learners will add the pictures together with numbers.

$$\begin{array}{ccccccc} \bigcirc & \bigcirc & + & \bigcirc & \bigcirc & = & \bigcirc & \bigcirc & \bigcirc & \bigcirc \\ 2 & + & 2 & = & 4 \end{array}$$

$$\begin{array}{ccccccc} \triangle & \triangle & + & \triangle & = & \triangle & \triangle & \triangle \\ 2 & + & 1 & = & 3 \end{array}$$

$$\begin{array}{ccccccc} \bigcirc & \bigcirc & \bigcirc & + & \bigcirc & \bigcirc & = & \bigcirc & \bigcirc & \bigcirc & \bigcirc & \bigcirc \\ 3 & + & 2 & = & 5 \end{array}$$

Learning materials: Chart in the class, chalkboard, etc.

WEEK VIII

Lesson one and two

TOPIC: Introducing adding the numbers together using the balls (0 – 5)

Evaluation activity: Learners will add the pictures using balls e.gr.

Addition

$$\begin{array}{ccc} \bigcirc & \bigcirc & \\ 2 & + & \bigcirc \\ & & 1 = \underline{3} \end{array}$$

$$3 + 0 = \underline{\quad}$$

$$4 + 1 = \underline{\quad}$$

$$1 + 1 = \underline{\quad}$$

$$2 + 2 = \underline{\quad}$$

Learning materials: Real objects, books and pencils.

Lesson three

TOPIC: Addition

Counting numbers 0 - 20 orally.

Copying numbers 0 – 10 correctly

Evaluation activity: Addition (5 - 10).

$$\begin{array}{r} \circ \circ \circ \quad \circ \circ \\ 3 + 2 = 5 \\ 4 + 3 = \underline{\quad} \\ 5 + 3 = \underline{\quad} \\ 6 + 4 = \underline{\quad} \end{array}$$

Learning materials: Real objects, books and pencils.

WEEK IX

Lesson one to three

TOPIC: Introducing Adding horizontally

Counting numbers 0 - 20 orally.

Copying numbers 0 – 10 correctly

Evaluation activity: Adding horizontally.

Adding using balls

$$\begin{array}{r} 2 \circ \circ \\ + \underline{1} \circ \\ \hline 3 \end{array} \quad \begin{array}{r} 4 \\ + \underline{1} \\ \hline \end{array} \quad \begin{array}{r} 3 \\ + \underline{3} \\ \hline \end{array} \quad \begin{array}{r} 2 \\ + \underline{0} \\ \hline \end{array}$$

Learning materials: Real objects.

Lesson four and five

TOPIC: Greater number

Counting numbers 0 - 20 orally.

Copying and writing numbers 0 – 20

Evaluation activity: Tick the greater number.

(Number with many balls or pictures)

$$\begin{array}{r} \circ \circ \circ \circ \quad \circ \circ \\ 4^{\vee} , 2 \qquad \qquad \qquad 5 , 1 \\ \\ 6 , 0 \qquad \qquad \qquad 3 , 1 \end{array}$$

Learning materials: Cards with big numbers, chart, books and pencils.

WEEK X

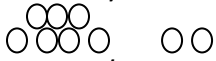
Lesson one and two

TOPIC: Greater number

Counting and writing numbers 0 - 20

Evaluation activity: Finding the greater number.

Underline the greater number. (By finding the number with many objects or pictures)



7^v , 2

9 , 5

3 , 9

10 , 0

8 , 2

6 , 1

Learning materials: Real objects.

Lesson three

TOPIC: Number names zero to five 0 - 5

Evaluation activity: Learners will read and match symbols to their names e.g.

Read and match correctly

0	five
2	four
1	three
3	zero
4	one
5	two

Learning materials: Chart in class with number names, books and pencils.

Lesson four

TOPIC: Teaching number names zero to five 0 – 5

Copy and write the numbers 0 - 20

Evaluation activity: Naming the numbers correctly.

Write the number name

2 - two

4 - _____

1 - _____

0 - _____

3 - ____

5 - ____

Learning materials: *Charts , books and pencils.*

Lesson five

TOPIC: Number names


Copying and writing numbers 0 - 20

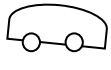
Evaluation activity: Count and write the number names correctly.

Count and write the number name (number words)

○ ○ ○ = three

△ △ △ △ △ = ____

 = ____

 = ____

Learning materials: *Chart in class with number names, books and pencils.*

Lesson six

TOPIC: Number names


Counting and copying and writing numbers 0 - 20

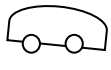
Evaluation activity: Count and write the number names correctly.

Count and write the number name (number words)

○ ○ ○ = three

△ △ △ △ △ = ____

 = ____

 = ____

Learning materials: *Chart in class with number names, books and pencils.*

WEEK XI

Lesson one

TOPIC: Number names

Counting and copying and writing numbers 0 - 20

Evaluation activity: Learners will read and circle the correct number name for the symbol.

Read and circle the correct word for the given number. e. g

2	two	one	zero
4	one	four	three
3	zero	two	three
1	one	two	five

Learning materials: *Chart, books and pencils.*

Lesson two

TOPIC: Continue with number names
Copy and write numbers 0 - 20

Evaluation activity: Learners will write the number names and write the symbols.

Read and write the number.

two ____ one ____
three ____ five ____
zero ____ four ____

Learning materials: *Charts, books and pencils.*

Many revision exercises for all concepts in the whole year should be done.

Revision of shapes