
























MIDDLE CLASS- TERM TWO
SCHEME OF WORK FOR ENGLISH










Learning Area 2: Interacting With Exploring, Knowing And Using My Environment






Wk	Day	Learning outcome	Competences	Suggested developmental activities	Methods	Activities	Instructional materials	REF	RE M
1		Exploring and knowing my immediate environment	I can identify people, animals, plants and other things at the learning centre	<ul style="list-style-type: none"> - Read the given words - Read and match pictures to words e.g - a hen  - a cat  - a box  - a ball  <p><u>Read and draw</u></p> <ul style="list-style-type: none"> - a tin  	Explanation Demonstration Illustration	<ul style="list-style-type: none"> - Reading - reciting 	<ul style="list-style-type: none"> - flash cards - real objects 		


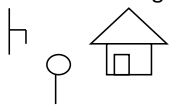
For more schemes of work, visit www.uganda.madpath.com

				- a hut _____ - a pencil _____ - a bed _____					
2	Exploring and knowing my immediate environment	I can identify people, animals, plants and other things at the learning centre	Naming the given pictures  _____  _____  _____  _____ Match picture to the words and write  hut  ball  box  leaf Match the same and draw	Explanation Demonstration Illustration Discussion Role play Question and answer	- reading - reciting rhymes - Drawing - naming - matching - colouring	- Flash cards - Real objects	Teacher's collections		

				moon leaf  fish bag bag moon leaf fish					
3	Exploring and knowing my immediate environment	I can identify people, animals, plants and other things at the learning centre	<ul style="list-style-type: none"> - Reciting rhymes - Reading given words - Read and circle the correct word for the picture.   cat  cup sun  tin cup <ul style="list-style-type: none"> - Circle the given word - Circle the correct word for the picture  nit   Pot top	Explanation rhymes Illustration Demonstration Look and say	<ul style="list-style-type: none"> - Reciting rhymes - Reading - circling - drawing - writing - shading 	<ul style="list-style-type: none"> - flash cards - charts 	Teachers collections		
4	Exploring and knowing my	I can identify people, animals, plants and other	Adding simple words e.g cat, cup, tree, tin, egg, mat	Demonstration Explanation Illustration	<ul style="list-style-type: none"> - Reading - Writing - Filling in 	<ul style="list-style-type: none"> - flash cards - charts 			

		immediate environment	things at the learning centre	<ul style="list-style-type: none"> - Copy the words with its picture cat c_t  cat c_t tree tr_e  tree tr_e Write correctly abll _____  abll _____ obx _____  obx _____ <p>Fill in the missing letters</p>	Question and answer	- drawing			
5		Exploring and knowing my immediate environment	I can identify people, animals, plants and other things at the learning centre	<ul style="list-style-type: none"> - Reciting rhymes - Reading simple words - Fill in the missing letters. cup tr_e  cup tr_e b_g t_n  b_g t_n p_t g_rl  p_t g_rl b_x s_n  b_x s_n 	<p>Explanation</p> <p>Discussion</p> <p>Illustration</p>	<ul style="list-style-type: none"> - Reading - Drawing - Writing - Filling in 	<ul style="list-style-type: none"> - flash cards - real objects e.g books, pencils 	Teachers collection	
6		Exploring and knowing my immediate environment	I can identify people, animals, plants and other things at the learning centre	<ul style="list-style-type: none"> - Reciting rhymes - reading new words - introduction of "and" e.g a cat and a tin  a cat and a tin a sun and a moon a pencil and a book 	<p>Explanation</p> <p>Discussion</p> <p>Illustration</p> <p>Demonstration</p>	<ul style="list-style-type: none"> - Reading - Drawing - Writing - filling in 	<ul style="list-style-type: none"> - flash cards - real objects e.g books, pencils 	Teachers collection	

				a stool and a hen					
7		Exploring and knowing my immediate environment	I can identify people, animals, plants and other things at the learning centre	<ul style="list-style-type: none"> - Introducing new words - Revision of the learnt words. Sun, box, pencil, tree etc - Introducing new structural pattern "It is a - Using different objects It is a box _____ It is a chair _____ It is a cat _____ It is a ball _____ It is a fish _____ Read sentences and drawing their picture. It is a box _____ 	Explanation Discussion Illustration Demonstration	<ul style="list-style-type: none"> - Reading - Drawing - Writing - filling in 	<ul style="list-style-type: none"> - Flash cards - Real objects e.g books, pencils 	Teachers collection	
8		Exploring and knowing my immediate environment	I can identify people, animals, plants and other things at the learning centre	<p>Complete the sentences</p> <p>It is a  _____</p> <p>It is a  _____</p>	Explanation Discussion Illustration	<ul style="list-style-type: none"> - Drawing - Writing - Colouring 	<ul style="list-style-type: none"> - Balls - Doll - Flash cards 		
9		Exploring and knowing my immediate environment	I can identify people, animals, plants and other things at the learning centre	<p>Make sentences using</p> <p>It is a _____</p> <p> It is a tree</p> <p> _____</p> <p> _____</p>	Demonstration Look and say explanation	<ul style="list-style-type: none"> - Sentence making - Drawing - Colouring - Writing 	<ul style="list-style-type: none"> - Flash cards - Real objects 		

									
10		Exploring and knowing my immediate environment	I can identify people, animals, plants and other things at the learning centre	Put the missing parts 	Explanation Illustration	- Drawing	- Cut outs		

For more schemes of work, visit www.uganda.madpath.com