




SCHEME OF WORK FOR LEARNING AREA II (ENGLISH) 0 – 3 YEARS THIRD TERM









WK	PD	L/OUT COME	COMPETENCE	CONTENT	ACTIVITY	METHODS	T/AIDS	REF
2	1 to 5	- Listening with acuity for information and enjoyment and responding appropriately in a wide	- Identifying and naming things at school.	- Naming things at school orally. Copying and drawing things at school. 	- Identifying the pictures. - Name the pictures. - Drawing the pictures. - Shading pictures. - Tear the cut outs.	- Discussion - Question and answer - Explanation	- -Picture cards - Jigsaws - Real objects.	

For more schemes of work, visit www.uganda.madpath.com

		range of situations	- I can recognize similarities and differences in objects, pictures and letter shapes			- Explanation - Illustration - Discussion - Demonstration - Question and answer	- Cards - Real objects - Pencils	
3	1 to 5	Reading to enjoy, acquire knowledge and understanding		<p>Matching and drawing things in class.</p>	<p>Match and draw.</p> <ul style="list-style-type: none"> - Recognize the pictures - Read and pronounce the words correctly. - Writing - Draw the missing parts for the pictures 	- Look and say	- Books - Classroom environment - chalkboard	
4	1 to 5	- Reading to enjoy, acquire knowledge and	- Identifying and naming things at school.	<p>Reading the words and naming pictures orally.</p>	<ul style="list-style-type: none"> - Copy and write the words. - Read the words. - Drawing pictures. - Name the pictures 	-Explanation -Demonstration -Question and answer. -Look and say. -Discussion	- Real objects - Flash cards - Models - Chalkboard illustration - Pencils	








For more schemes of work, visit www.uganda.madpath.com

		understand ing		  	<p>box</p> <p>pencil</p> <p>car</p>	<ul style="list-style-type: none"> -Match pictures to words. -Match sound to words -Pronounce words correctly 	<ul style="list-style-type: none"> -Discovery -illustration -Imitation 	<ul style="list-style-type: none"> - Books - Charts 	
5	1 to 5	Reading to enjoy, acquire knowledge and understanding	Vocabulary School Book Ball Girl Boy Car Toy cow	<p>Matching pictures to words</p>  _____  _____  _____  _____  _____	<ul style="list-style-type: none"> - Pronounce words correctly - Read words - Recognizing words - Drawing and naming pictures - Write simple words - Matching 	<ul style="list-style-type: none"> - Explanation - Illustration - Question and answer - Demonstration - Look and say - Listen and write 	<ul style="list-style-type: none"> - Real objects - Cards - Pencils - Books - Classroom environment 	Pg 56	
6	1 to 5	- Reading to enjoy, acquire knowledge and understanding	- Recognizing and identifying the different pictures.	<p>ticking, circling / ringing and crossing out the different words</p> <p>ball box ball chair chair table fish tree fish girl boy girl cow cat cow book pen book</p>	<p>Recognize the words</p> <ul style="list-style-type: none"> -Identifying the different word. -Ticking circling / ringing and crossing out the different word. -Pronouncing the words correctly -Reading 	<ul style="list-style-type: none"> -Question and answer. -Look and say. -Discussion -Explanation -Demonstration -Imitation -Illustration -Individual reading 	<ul style="list-style-type: none"> -Real objects. -lotto games -Cut outs -Jigsaws -Picture dominos -Cards -Chalkboard -Pencils -Books -Colours papers 		





For more schemes of work, visit www.uganda.madpath.com

					<ul style="list-style-type: none"> -Writing -Listen and write the words -Drawing and shading picture for the words 		
7	1 to 5	<ul style="list-style-type: none"> - Communicating confidently, effectively and meaningfully in spoken and sign language in a wide range of situations 	<ul style="list-style-type: none"> - I can express myself well 	<ul style="list-style-type: none"> - Recognize their body parts. - Mentioning the body parts. - Touching the body parts. - Matching the body parts. - Tracing the body parts. -Tearing the body parts. - Shade the body parts. 	<ul style="list-style-type: none"> - Touching the body parts. - Matching the body parts. - Tracing the body Parts - Tearing the body parts. - Shading the body parts. - Fin the missing part 	<ul style="list-style-type: none"> - Recitation and answer. - Explanation - Illustration - Look and learn 	<ul style="list-style-type: none"> - Real objects. - Chart showing body parts. - Chalkboard illustration. - Models - Computers. -Cards -Books -Pencils -Charts -Real objects

For more schemes of work, visit www.uganda.madpath.com

8	1 to 5	- Knowing and appreciating important places	- Identifying and naming important places.	-Naming important places orally. -recognising important places. 	- Naming orally - Shading - Matching - Drawing -Singing songs of worship - Reciting rhymes. -Pasting -Role playing -Story telling -Find the missing parts	- Discussion - Role play - Method - Story telling - Explanation -Illustration -Look and say -Demonstration -Discovery -Imitating	-A chart showing important places. -Cards -Chalkboard use -Moulds -Cut outs -Books -Pencils -Classroom environment		
9	1 to 5	- Reading to enjoy, acquire knowledge and understanding	- I can recognize similarities and differences in objects , pictures and letter shapes	Introducing simple structure patterns. What is this? This is a _____  This is a _____  This is a _____  This is a _____  <table border="1" data-bbox="587 1003 889 1035"> <tr> <td>ball</td> <td></td> </tr> </table>	ball		- Recognise words. - Read the words - Draw the pictures -Pronounce the words correctly -Write the words correctly -Write the word for the picture	- Explanation - Question and answer. - Demonstration - Look and say - Discussion - Discovery -Imitating -Illustration	- Real object. - word flash -Pupils -Books -Picture books -Charts -Classroom environment
ball									

For more schemes of work, visit www.uganda.madpath.com

				tree				
10	1 To 5	- Reading to enjoy, acquire knowledge and understanding	- I can recognize similarities and differences in objects, pictures and letter shapes	Name the pictures  _____  _____  _____  _____	- Recognise the pictures. - Read the given words - Naming the pictures			

For more schemes of work, visit www.uganda.madpath.com


SCHEME OF WORK FOR LEARNING AREA 4 (. AGE RANGE: 3 – 4 YEARS TERM III

WK	PD	L/OUT COME	COMPETENCE	Suggested developmental activities CONTENT	METHODS	ACTIVITIES	L/AIDS	REF
2	1 to 3	-Recognizing and describing numbers with competences and confidence.	I can enumerate objects	- Counting by vote 1 – 10. -Counting objects 1 – 5. -Copying numbers. 1 – 5.	-Explanation. -Demonstration -Question and answer. -Illustration -Imitation -Look and say	-Counting numbers 1 – 10. - Copying number 1 – 5 - Fitting jig-saws. - Counting objects. - Reciting number Rhymes -Listen and write -Writing numbers -Identifying numbers -	-Flash cards. - Jig-saws - Single number cards. - Counters -Slates -Books -Pencils -Classroom environment	
3	1 to 3			Copying number 6 – 10.				
4	1 to 3	- Comparing things according to different attributes.	I can show one to one correspondence order.	- Counting by vote 1 – 10. - Recognising numbers 1 – 10. - Matching the same numbers. - Copying numbers 1-10.-Find the missing numbers 0 - 5 0, 1, __, 3, __, 5 0, __, 2, 3, __, 5 0, __, __, 3, __, __ 0, 1, 2, __, 4, __	- Explanation. -Demonstration -Question and answer -Discussion -Look and say -Illustration -Imitation -Listen and write	-Counting -Matching -Fitting jig saws. -Counting objects -Reciting number rhymes. - Writing -Find the missing number -Recognising -Asking	-Counters -Jig saws .-Classroom environment -Pencils -Books	


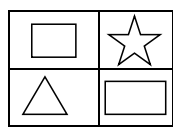
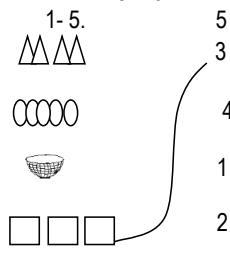
For more schemes of work, visit www.uganda.madpath.com

						-Answering questions		
				<p>Find the missing 6 - 10</p> <p>6, 7, __, 9, 10</p> <p>6, __, 8, __, 10,</p> <p>6, 7, __, 9, __</p> <p>__, 7, 8, 9, __</p>				
5	1 to 3	- Recognizing and describing numbers	Showing one to one correspondence.	<p>- Counting by vote. 1 – 10.</p> <p>- Recognising numbers 1 – 10.</p> <p>- Identifying the different number.</p> <p>- Cross out the different number.</p> <p>_____</p> <p>3 2 3</p> <p>_____</p> <p>4 7 7</p> <p>_____</p> <p>5 5 6</p> <p>_____</p> <p>Ring the odd man out</p> <p>_____</p> <p>1 1 (7)</p>	<p>-Explanation</p> <p>-Demonstration</p> <p>-Illustration</p> <p>-Look and say'</p> <p>-Imitation</p> <p>-Listen and write</p> <p>-Discussion</p>	<p>-Counting.</p> <p>-Playing domino games.</p> <p>-Identifying numbers (different).</p> <p>-Reciting number rhymes.</p> <p>-Writing</p> <p>-Counting</p> <p>-Recognizing</p>	<p>-Flash cards.</p> <p>Dominoes</p> <p>Single number cards.</p> <p>-Counters</p> <p>-Real objects</p> <p>-Pencils</p> <p>-Books</p> <p>-Classroom environment</p>	

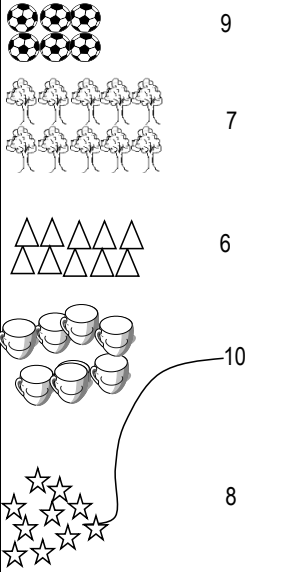
For more schemes of work, visit www.uganda.madpath.com

				$\begin{array}{ccc} 8 & 9 & 9 \\ \hline 6 & 4 & 4 \end{array}$		-Asking and answering questions		
6	1 to 3	- Surveying, knowing and distinguishing the attributes of objects.	-Classifying and ordering things.	<ul style="list-style-type: none"> - Colouring shapes. - Drawing shapes. - Matching similar shapes. Shade 	<ul style="list-style-type: none"> -Demonstration -Explanation. -Question and answer -Illustration -Discussion -Look and say -imitation 	<ul style="list-style-type: none"> - Colouring. - Matching - Drawing - Fitting jig-saws - Pasting with cereals, small papers, sand etc. -tearing 	<ul style="list-style-type: none"> -Shape -Jig-saws. -Real objects. -Chalkboard illustration. -Drawn shapes on papers. -Glue -Colours -Pencils 	




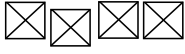
For more schemes of work, visit www.uganda.madpath.com

				<p>Match</p>  <p>Copy and draw</p> 	<ul style="list-style-type: none"> - Demonstration - Explanation - Question and answer - Illustration - Discussion - Imitation - Discovery - Look and say 	<ul style="list-style-type: none"> - Matching - Drawing - Shading - Drawing - Writing - Imitating - Sorting 	<ul style="list-style-type: none"> - Cereals. - Cut outs - Books - Pencils - Real objects - Colours 	
7	1 to 3	Surveying and distinguishing attributes of objects	I can classify and order things.	<p>- Matching objects to number 1-5.</p> 	<ul style="list-style-type: none"> - Explanation - Question and answer - Demonstration 	<ul style="list-style-type: none"> - Counting. - Copying - Drawing - Reciting a number game. 	<ul style="list-style-type: none"> -Flash cards. -Real objects. -Charts showing count and write. -Single number cards. -Chalkboard illustration. 	



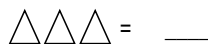




For more schemes of work, visit www.uganda.madpath.com

			<p>Matching objects to numbers 6-10</p>  <p>9</p> <p>7</p> <p>6</p> <p>10</p> <p>8</p>	<ul style="list-style-type: none"> - Explanation - Demonstration - Illustration - Imitation - Question and answer - Look and say 	<ul style="list-style-type: none"> - Writing - Counting - Matching - Drawing - Identifying - Listen and write 	<ul style="list-style-type: none"> - Flash cards - Real objects - Counters - Pencils - Books 	
--	--	--	-------------------------------------------------------------------------------------------------------------------------------------------------------------------------------------------	----------------------------------------------------------------------------------------------------------------------------------------------------------------------------------------------	---------------------------------------------------------------------------------------------------------------------------------------------------------------------------	-------------------------------------------------------------------------------------------------------------------------------------------------	--




For more schemes of work, visit www.uganda.madpath.com

8	1 to 3	Recognizing and describing numbers and their relations.	Showing one to one correspondences	<p>-Counting by rote 1 – 10 -Recognizing numbers 1 -5. -Counting objects 1 – 5.</p> <p>Count and ring</p> <p>○○○ 4 ③ 1 △△ 2 5 6 □□□□ 9 7 4</p> <p>Count and write</p> <p> = 2  = _____  = _____  = _____</p>	<p>- Explanation - Question and answer. - Demonstration. - Observation - Imitation - Look and say - Discussion - Illustration</p>	<p>-Counting numbers. -Ringing. -Counting objects. -Copying / writing. -Drawing. -Reciting number names. -Writing -Finding -Matching</p>	<p>- Flash cards - Real objects. -Chalkboard -Illustration -Books -Pencils -Classroom environment -Individual cards</p>
---	--------	---------------------------------------------------------	------------------------------------	-----------------------------------------------------------------------------------------------------------------------------------------------------------------------------------------------------------------------------------------------------------------------------------------------------------------------------------------------------------------------------------------------------------------------------------------------------------------------------------------------------------------------------------------------------------------------------------------------------------------------------------	------------------------------------------------------------------------------------------------------------------------------------------------------------------------------------------------------------------------------	--------------------------------------------------------------------------------------------------------------------------------------------------------------------------------------------------------------------------------------------------	--------------------------------------------------------------------------------------------------------------------------------------------------------------------------------------------------------------------

For more schemes of work, visit www.uganda.madpath.com

9	1 to 3	Recognizing, describing and representing numbers.	Showing one to one correspondences.	<ul style="list-style-type: none"> - Counting objects 1 – 10. - Matching objects to numbers. - Counting and writing numbers 1 – 5. <p>Count and write.</p> <p> = 1</p> <p> = <u> </u></p> <p> = <u> </u></p> <p> = <u> </u></p> <p>Count and shade for the number</p> <p>5 </p> <p>3 </p> <p>6 </p>	<ul style="list-style-type: none"> - Demonstration. - Guided discussion. - Question and answer. - Immitation - Look and say - Explanation - Illustration - Listen and write 	<ul style="list-style-type: none"> - Counting numbers. - Shading. - Counting objects - Copying / writing - Drawing - Reciting a number rhyme or singing a number song. - Finding - Identifying 	<ul style="list-style-type: none"> - Flash cards. - Real objects - Chalkboard - Illustration. - Pencils - Books - Classroom environment - Colour - Paper 	
10	1 to 3	Recognizing numbers	Showing one to one correspondence.	<ul style="list-style-type: none"> - Counting objects. - Counting numbers 1 – 10 by rote. - Identifying numbers 1 – 10. - Copying numbers 1 – 10. - Drawing pictures for the numbers 	<ul style="list-style-type: none"> - Explanation - Demonstration - Question and Answer - Illustration - Guided discussion - Look and say - Imitation 	<ul style="list-style-type: none"> - Counting - Drawing - Writing - Singing songs related to numbers. 	<ul style="list-style-type: none"> - Chalkboard - illustration. - Real objects - Flash cards - pencils - books 	

For more schemes of work, visit www.uganda.madpath.com

				<table border="1"> <tr> <td>1 △</td> <td>2 ○○</td> <td>3 △△△</td> <td>4 ♡♡♡</td> </tr> </table> <p>6 = _____ 5 = _____ 9 = _____</p> <p>Draw beads for the number</p> <p>3 = </p> <p>10 = </p> <p>5 = </p>	1 △	2 ○○	3 △△△	4 ♡♡♡		-Identifying	<ul style="list-style-type: none"> - counters - individual cards 	
1 △	2 ○○	3 △△△	4 ♡♡♡									

For more schemes of work, visit www.uganda.madpath.com

SCHEME OF WORK FOR LANGUAGE DEVELOPMENT 2 (3 - 4 YEARS) TERM III

WK	PD	L/OUT COME	COMPETENCE	Suggested developmental activities CONTENT	METHODS	ACTIVITIES	L/AIDS	REF																																														
2	1 to 5	Reading to enjoy, acquire knowledge and understanding	I can recognize objects, pictures and letter shapes	- Copying letters a – z <table border="1" style="display: inline-table; margin-right: 10px;"> <tr><td>a</td><td>b</td><td>c</td><td>d</td><td>e</td></tr> <tr><td> </td><td> </td><td> </td><td> </td><td> </td></tr> </table> Copy letters f - j <table border="1" style="display: inline-table; margin-right: 10px;"> <tr><td>f</td><td>g</td><td>h</td><td>i</td><td>j</td></tr> <tr><td> </td><td> </td><td> </td><td> </td><td> </td></tr> </table> Copying letters k – o <table border="1" style="display: inline-table; margin-right: 10px;"> <tr><td>k</td><td>l</td><td>m</td><td>n</td><td>o</td></tr> <tr><td> </td><td> </td><td> </td><td> </td><td> </td></tr> </table> <table border="1" style="display: inline-table; margin-right: 10px;"> <tr><td>p</td><td>q</td><td>r</td><td>s</td><td>t</td></tr> <tr><td> </td><td> </td><td> </td><td> </td><td> </td></tr> </table> Letter sound q <table border="1" style="display: inline-table; margin-right: 10px;"> <tr><td>q</td><td>q</td><td>q</td></tr> <tr><td> </td><td> </td><td> </td></tr> </table>	a	b	c	d	e						f	g	h	i	j						k	l	m	n	o						p	q	r	s	t						q	q	q				- Explanation - Demonstration - Discussion - Look and say - Question and answer. - Action showing - Illustration - Imitation - Listen and write	- Recite rhymes - Recognizing - Pronouncing - Reading - Copying - Writing - Showing actions - Matching - Imitation - Story telling - Listen and write	- Real objects - Slates - Flash cards - Chalkboard illustration - Single letters - Classroom environment - Pencils - Books - Picture books	Learning frame work page 56
a	b	c	d	e																																																		
f	g	h	i	j																																																		
k	l	m	n	o																																																		
p	q	r	s	t																																																		
q	q	q																																																				

For more schemes of work, visit www.uganda.madpath.com

2	2 to 5	Reading to enjoy	I can recognize objects, pictures and letter shapes.	-Copying letters r - u <table border="1" data-bbox="591 107 769 176"> <tr><td>r</td><td>r</td><td>r</td></tr> <tr><td></td><td></td><td></td></tr> </table> <table border="1" data-bbox="591 210 769 279"> <tr><td>s</td><td>s</td><td>s</td></tr> <tr><td></td><td></td><td></td></tr> </table> <table border="1" data-bbox="591 312 769 382"> <tr><td>t</td><td>t</td><td>t</td></tr> <tr><td></td><td></td><td></td></tr> </table> <table border="1" data-bbox="591 382 769 451"> <tr><td>u</td><td>u</td><td>u</td></tr> <tr><td></td><td></td><td></td></tr> </table>	r	r	r				s	s	s				t	t	t				u	u	u				<ul style="list-style-type: none"> - Explanation - Demonstration - Discussion - Question and answer. - Look and say 	<ul style="list-style-type: none"> - Recognizing - Pronouncing - Reading - Copying 	<ul style="list-style-type: none"> - Flash cards - Slates - Real objects - Single letters
r	r	r																													
s	s	s																													
t	t	t																													
u	u	u																													

For more schemes of work, visit www.uganda.madpath.com

3	1 to 5	Reading to enjoy	<p>I can recognize objects, pictures and letter shapes.</p> <p>Showing one to one correspondence</p>	<ul style="list-style-type: none"> - Sorting different objects - Matching the same letter sounds. <p>q u r q s r t s u t</p> <p><u>Circle the correct letter</u></p> <p>p o r r t t k k S S</p>	<ul style="list-style-type: none"> - Explanation - Denomination - Discussion - Question and answer - Look and say - illustration - demonstration - Listen and write - imitation - action showing 	<ul style="list-style-type: none"> - Reciting rhymes - Recognition - Pronouncing - Reading - Matching - Circling - Recognising - Writing - Action showing - identifying 	<ul style="list-style-type: none"> - Flash cards - Real objects - Slates - Letter dominoes - Chalkboard illustration 										
4	1 to 5	Reading to enjoy	<p>- I can recognize objects, pictures and letter shapes.</p>	<p>Copying vowels</p> <table border="1" data-bbox="591 730 886 800"> <tr> <td>a</td> <td>e</td> <td>i</td> <td>o</td> <td>u</td> </tr> <tr> <td> </td> <td> </td> <td> </td> <td> </td> <td> </td> </tr> </table> <p>Fill in the missing</p> <p>a _ _ _ _</p> <p>Simple words wit two at, up, an, on in it</p>	a	e	i	o	u						<ul style="list-style-type: none"> - Explanation - Demonstration - Discussion - Question and answer - Look and say - Matching copying - Illustration - Imitation 	<ul style="list-style-type: none"> - Reciting - Recognition - Pronouncing - Reading - Copying - Singing songs - imitating - writing - circling 	<ul style="list-style-type: none"> Flash cards - Real objects - Slates - Letter dominoes - Chalkboard illustration.
a	e	i	o	u													

For more schemes of work, visit www.uganda.madpath.com

					- Listen and write	- Matching		
5	1 to 5	Reading to enjoy	I can recognize objects, pictures and letter shapes.	- Syllables of vowel "a". Forming words of vowel "a" ba la fa ca ma ra Forming words ba g bag ca - t cat ma-t mat ra - t rat	- Explanation - Discussion - Question and answer - Demonstration - Look and say - Imitation - Listen and write - Illustration	- Copying - Recognizing - Pronouncing - Reading - Matching - Colouring - Forming words - Drawing picture - Shading - Writing - Listen and write - naming pictures - imitating - Find the given word	- Real objects - Flash cards - Chalkboard use - Letter picture dominoes - books - pencils - colours - papers - pictures - classroom environment	

For more schemes of work, visit www.uganda.madpath.com

6	1 to 5	Reading to enjoy	I can recognize objects, pictures and letter shapes.	<p>Syllables of vowel "e" Forming words of the given syllables Be te se ge se he re</p> <p>Forming words be - d bed pe - n pen he - n hen te - n ten</p>	<ul style="list-style-type: none"> - Explanation - Demonstration - Discussion - Question and answer - Look and say - illustration - Listen and write - Action showing 	<ul style="list-style-type: none"> - Recognizing - Pronouncing - Reading - Ticking - Drawing pictures - Writing - Naming - Shading - Matching - Listen and write 	<ul style="list-style-type: none"> - Flash cards - Real objects - Letter cut outs - dominoes - Books - Pencils - Chalkboard - Colours - Pictures 	
7				<p>Syllables of vowel "o" Bo po go ho</p> <p>Forming words Bo - x box Ho - t hot Bo - y boy Po - t pot</p>	<ul style="list-style-type: none"> - Explanation - Demonstration - Discussion - Question and answer - Look and say - illustration - Listen and write - Action showing 	<ul style="list-style-type: none"> - reciting - Underlining - Drawing pictures - Writing - Naming - Shading - Matching - Listen and write 	<ul style="list-style-type: none"> - cards - real objects - cut outs - dominos - pencils - books - colours 	

For more schemes of work, visit www.uganda.madpath.com

For more schemes of work, visit www.uganda.madpath.com