



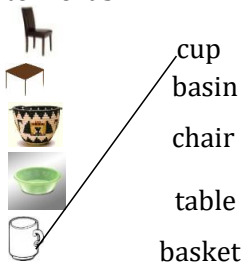
**TOP CLASS ENGLISH SCHEME OF WORK FOR THIRD TERM (AGES 5-6)**

**Learning outcome: Reading to enjoy, acquire knowledge and understand.**

<i>W k</i>	<i>P d</i>	<i>Major compet ence</i>	<i>Specific compet ence</i>	<i>Content</i>	<i>Competences</i>	<i>Method s</i>	<i>Activitie s</i>	<i>Indicator s of life skills and values</i>	<i>Instructio nal materials</i>	<i>Referen ce</i>	<i>R e m</i>
1	1	Orienta tion	Ways of work	-Mentioning and reading the ways of work for third term -No fighting -Control noise and running -Excelling in performance	The learner; -tells results of fighting. -tell how it feels being in a noise class.	Discussi on  Explana tion  Story telling	Telling why we shouldn't fight. Discussi ng why noise and running is bad	Confidenc e  Assertive ness  Self expressio n  Self awarenes s	Pictures showing accidents and punishme nts	Teacher collectio n.	





2	Identifying different letters	Revision of small letters	Reading and writing small letters (a-z) A b c d e f g h i j k l m n o p q r s t u v w x y z	The learner; -reads the letters -writes the letters	discussion explanation recitation	Reading and writing small letters	Accuracy Assertiveness Articulation Self expression	Flash cards Black board illustration	Language activities for pre primary
3		Revision of capital letters	Writing capital letters A B C D E F G I J K L M N O P Q R S T U V W X Y Z	The learner; -reads the letter. -writes capital letters	Discussion Explanation	Reading and writing capital letters	Accuracy Assertiveness Articulation Self expression	Flash cards Black board illustration	Language activities for pre primary
4		Matching	Matching capital to small letters d            g k            f f            d g            k	The learner; -reads the letters -writes the letters (small)	Discussion Explanation	Matching capital to small letters	Accuracy Assertiveness	Flash cards	Language activities for pre primary
5		Writing words in capital	Writing words in capital bira -BIRA pencil	The learner; -spells and reads the words	discussion	Reading and writing words in	fluency articulation	Flash cards	Language activities for







For more schemes of work, visit [www.freshteacheruganda.com](http://www.freshteacheruganda.com)




				basket- broom- table- chair-	-recognizes given words. -writes the words in capital	explanat ion  question and answer  look and say	capital letters	effective communi cation	Blackboar d illustratio n	pre- primary
2	1	Recognizing similar words such as names of objects	Revision of things at home	Reading and spelling the words of things at home. table , flower vase, chair, bed, television, basin, plate, charcoal stove, fork, radio	The learner; -recognizes things and pictures - spells and reads the words.	Explana tion  Discussi on  Questio n and answer	Reading and spelling	Fluency  Audibility  Articulati on  Effective communi cation	Flash cards	Pre- primary page
	2	Recognizing similar words such as names of objects	Revision of things at home	Matching pictures to words 	The learner; -spells and reads the words -recognizes given pictures and words. -matches pictures to words	Questio n and answer  Explana tion	Reading and matching pictures to words	Logical thinking  Accuracy	Real objects  Black board illustratio ns	Pre- primary page






3		Things at home	Filling in the missing letters S__ap, c__mputer, Sp__on, d__shs, Matr__ss, bedsh__ __ts, curt__in	The learner; -recognizes the words -spells and reads the words -fills in the missing letters	Look and say  Explana tion	Reading and filling in the missing letters	Logical thinking  Audibility  Articulati on  Fluency	Flash cards  Black board illustrations	Monitor English
4			Writing the words correctly blantke – blanket petcar – gum- fekni - tne -	The learner; -recognizes the words -spells and reads the words. -reads the wrongly written words -writes the words correctly	Explana tion Discussi on  Questio n and answer	Writing words correctly	Logical thinking  Audibility  Articulati on  Fluency	Flash cards  Black board illustrations	Monitor English
5	Recognizing similar words such as names of objects		Finding the odd man out -dress, dress <b><u>bench</u></b> -soap, dish, soap, dish, <u>spoon</u> , -bottle, <u>skirt</u> , bottle,	The learner -recognizes the given words. -spells and reads the words -finds the odd man out	Explana tion  Discussi on	Finding odd man out	Making decisions	Flash cards  Black board illustrations	Monitor English

For more schemes of work, visit [www.freshteacheruganda.com](http://www.freshteacheruganda.com)


				-saucepan, <u>mug</u> , saucepan -mirror, mirror, computer						
3	1	Recognizing similar words such as names of objects	Things in class	-reading and drawing the things in class table chair pieces of chalk cupboard switch	The learner; -reads and spells the words -recognizes the given words -reads the words and draws good pictures	Explanation  Discussion  Question and answer	Reading and drawing things in class	Logical thinking  Articulation  Fluency  Effective communication	Table  Chair  Chalk etc	Monitor English
	2			Naming the pictures  _____  _____  _____  _____ _____	The learner; -spells and reads the words -recognizes given pictures -names the pictures	Discussion  Question and answer	Reading and naming pictures	Articulation  Taking a decision Fluency  Effective communication	Real objects	Monitor English

3			<p>Matching the same words and drawing pictures</p> <p>bulb window </p> <p>chart / carpet</p> <p>card bulb</p> <p>window card</p>	<p>The learner;</p> <p>-spells and reads the given words</p> <p>-recognizes the words</p> <p>-reads and matches same words</p> <p>-draws good pictures.</p>	<p>Explanation</p> <p>Question and answer</p> <p>Discussion</p>	<p>Matching and drawing for the word</p>	<p>Problem solving</p> <p>Fluency</p> <p>Articulation</p>	<p>Real objects</p>	<p>Monitor English</p>
4			<p>Making singular sentences using it, That, This</p> <p> This is a ____</p> <p> That is a ____</p> <p> It is a ____</p> <p> This is a ____</p> <p> That is a ____</p>	<p>The learner;</p> <p>-spells and reads the words.</p> <p>-recognizes the given pictures</p> <p>-makes singular sentences</p>	<p>Explanation</p> <p>Question and answer</p>	<p>Reading and making sentences orally.</p> <p>Competing sentences</p>	<p>Responding to questions</p>	<p>Real objects</p> <p>Black board illustration</p>	<p>Monitor English</p>
5	Recognizing similar words such as		<p>Completing the table</p> <p><b><u>One</u></b> <b><u>many</u></b></p> <p>card _____</p> <p>bulb _____</p>	<p>The learner</p> <p>-reads and spells the words.</p>	<p>Question and answer</p>	<p>Spelling and reading plurals for the</p>	<p>Articulation</p> <p>Fluency</p>	<p>Flash cards</p> <p>Real objects</p>	<p>Monitor English</p>






		names of objects		window _____ door _____	-recognizes given words -writes the words in plural	Explanation	given words		Black board illustration		
4	1	Recognizing similar words such as names of objects	Things in class	Completing the table by giving singulars. One _____ many _____ Duster _____ dusters _____ _____ tables _____ _____ boards _____ _____ cupboards _____ _____ bulbs _____	The learner; -recognizes given words -spells and reads the words -writes the words in singular	Discussion  Question and answer  Look and say	Completing the table by giving singular	Problem solving  Articulation  Fluency  Effective communication	Real objects	Monitor English	
	2			Making plural sentences  These are candles.  _____  _____ _____	The learner; -recognizes the given pictures -makes good sentences using these are .....	Question and answer  Explanation  LSU	Making sentences in plural form  Articulation  Fluency  Effective communication	Logical reasoning  Articulation  Fluency  Effective communication	Flash cards	Monitor English	

3		Things in plurals	<p>Making plural sentences</p>  Those are tables. _____  _____  _____	<p>The learner;</p> <p>-recognizes the given pictures</p> <p>-makes good sentences using Those are ....</p>	<p>Question and answer</p> <p>Discussion</p> <p>LSU</p>	<p>Making sentences in plural form</p>	<p>Taking decisions</p> <p>Articulation</p> <p>Fluency</p> <p>Effective communication</p>	Flash cards	Monitor English	
4		Plural sentences	<p>Making plural sentences</p>  They are blackboards  _____	<p>The learner;</p> <p>-recognizes the given pictures</p> <p>-makes good sentences using They are.....</p>	<p>Discussion</p> <p>Question and answer</p>	<p>Making sentences in plural form</p>	<p>Logical presentation of ideas</p> <p>Articulation</p> <p>Fluency</p> <p>Effective communication</p>	Flash cards Blackboard illustration	Monitor English	
5		Things outside class	<p>Naming the things outside class.</p>	<p>The learner</p> <p>-recognizes given pictures</p>	<p>Explanation</p>	<p>Naming things outside</p>	<p>Confidence</p> <p>Accuracy</p>	Flash cards	Monitor English	

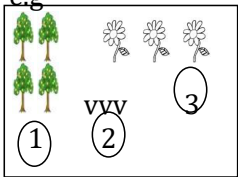


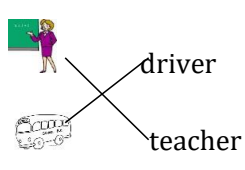
				-names the pictures correctly.	Question and answer	classroom	Self expression Articulation Fluency	School environment		
5	1		Reading and drawing things outside class. plants flag stone grass house	The learner -recognizes the given words. -reads and spells the words -draw good pictures	Explanation Discussion	Reading and drawing things in the school.	Responding to questions Articulation Fluency Effective communication	Flash cards Black board illustrations	Monitor English	
	2		Finding the picture numbers  <b>1</b> <b>2</b> <b>3</b> <b>4</b> Picture number 1 _____	The learner -recognizes given pictures -reads and understands the heading -finds the picture number	Discussion Question and answer Observation	Reading and filling the picture number.	Logical thinking Articulation Fluency	Real objects Black board illustrations	Monitor English	

For more schemes of work, visit [www.freshteacheruganda.com](http://www.freshteacheruganda.com)



			Picture number 2 _____		Look and say		Effective communication			
3		Sentences using I case	What can you see?  What can you see? I can see a _____  What can you see? I can see a _____	The learner -recognizes given words -tells what they can see.	Question and answer  Discussion	Reading and telling what they see	Critical thinking  Articulation  Fluency  Effective communication	Real objects	Monitor English	
4			Completing the table <b>One</b> <b>many</b> flower _____ bird _____ stone _____ stick _____	The learner; -recognizes given words -spells and reads the given words -completes the table	Question and answer  Explanation	Reading  Completing the table of plurals	Responding to questions	Flash cards  Black board illustrations	Monitor English	
5			Finding the picture number    Number 1 _____ Number 2 _____	The learner; -recognizes given pictures -reads and understands -finds the picture number	Explanation  Discussion  Look and say	Reading and finding the picture number	Problem solving  Fluency  Articulation	Flash cards  Black board illustrations	Monitor English	



For more schemes of work, visit [www.freshteacheruganda.com](http://www.freshteacheruganda.com)

				Number 3 _____				Effective communication		
6	1	Recognizing similar words	Things out side clas.	<p>Find the picture number in picture number in plurals e.g</p>  <p>I can see trees. number _____ I can see grass. number _____ I can see flowers. number _____</p>	The learner -identifies the pictures -reads and spells picture names -makes sentences	Discussion  Question and answer	Reading and finding the picture number	Responding to questions  Articulation  Fluency	Flash cards  Black board illustrations	Monitor English
	2	People in the school	Oral reading of people in the school e.g head teacher, bursar,	The learner; -identifies the people in the school.	Discussion	Observing some people doing	Logical presentation of ideas	Flash cards	Monitor English page	

			teacher, cooks, gatekeeper etc	-reads and spells the words -names people at school	Question and answer Field tour	activities in the school	Audibility Fluency Articulation	Black board illustration People in the school	
3	Recognizes similar words	People in the school	Underlining people in the school <u>bursar</u> , mother, <u>teacher</u> father <u>cooks</u> <u>cleaners</u> <u>gatekeeper</u> <u>drivers</u> brother	The learner -recognizes the people at school. Reads and spells the words -underlines the pictures and words -matches the pictures to words	Discussion Question and answer	Reading and spelling people in the school	Articulation Fluency Effective communication	Flash cards Black board illustration	Monitor English page
4			Matching pictures to words 	The learner; -identifies the pictures and words -matches the pictures to words	Discussion Explanation Question and answer	Matching pictures to words	Confidence Fluency Effective communication	Flash cards Black board illustration	Monitor English

	5			Fill in the missing letters he_dtea_er b___sar d_rector te_cher s__cretary	The learner -recognizes the words and pictures -reads the words and spells them -fills in the missing letters	Question and answer	Filling in missing letters	Articulation  Fluency	Blackboard illustration	Monitor English
7	1	Recognizing similar words such as names of buildings.	Building at school	Naming the buildings at school e.g canteen, classroom, latrine, toilet	The learner; -identifies the building at school. -names the building at school. -reads and spells the words	Explanation Question and answer  Excursion	Visiting buildings in school	Confidence  Audibility  Self awareness	Buildings in schools	Monitor English
	2		Reading and drawing	Reading and drawing the pictures e.g classroom Toilet  Latrine  Canteen	The learner; -names the building at school. -reads and draws pictures	Explanation  Question and answer  Guided discovery	Reading and drawing building in school	Responding to question Confidence	Pictures of buildings in school	Monitor English





3	Recognizing similar words such as names of objects	Things on the way	Naming things on the way orally e.g tree, grass, hills, zebra crossing etc	The learner; -names things on the way. -identifies things on the way. -reads and spells the picture names.	Explanation Question and answer	Reading and spelling the given words	Articulation Fluency Effective communication	Flash cards, trees, grass	Monitor English
4		Things on the way	Naming other things on the way e.g zebra crossing, traffic lights, humps, bridge, sign posts r.t.c	The learner -names other things on the way -reads and spells the picture names	Explanation Question and answer	Reading the given words	Assertiveness Audibility Fluency Articulation Effective communication	Sign posts humps Imaginary road	Monitor English
5	Recognizing similar words	Things on the way.	Sentences using yes, it is or No it is not e.g  Is this a tree? Yes it is.  Is this a cup? No it is not .	The learner -identifies the words. Yes or No. -reads and spells the words.	Explanation question and answer LSU	Reading and making sentences using yes or no	Responding to questions Fluency Effective communication	Flash cards Black board illustration	Monitor English

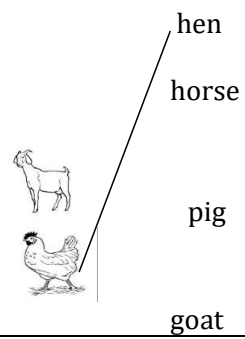
8	1		Structural patterns	Sentences using; Yes it is or No it is not.  Is this the grass? No it is not  Is this a book? Yes it is a book.	The learner -reads and spells the words	Explanation  Question and answer  LSU		Responding to questions confidently	Flash cards	Monitor English
	2	Articles	Using "a"	Using a before words e.g a bird, a cup, a cat, a pen, a book etc	The learner; -identifies the article. -recognizes the articles -reads the article -fills in article "an"	Explanation  LSU	Fill in article "a"	Accuracy Audibility Clarity	Flash cards	Nursery English Read and write Page 48 and 49
	3	Articles	Using "an"	Using an before words. An eye, an apple, an ear, an axe, an orange, an owl	The learner; -recognizes the articles -reads the articles Fill in articles a and an	Explanation  Question and answer LSU	Filling in article "a"	Accuracy Audibility Clarity  Fluency  Articulation	Flash cards	Nursery English Read and write Page 48 and 49
	4	Articles	Using "a" and "an"	An eye, a ruler, a duster, an umbrella, a	The learner -recognizes the articles	Question and answer	Fill in article a and an	Accuracy Audibility Clarity	Real objects, Ruler, eye	Nursery English

				cupboard, an elephant etc	-reads the articles -fills in articles a and an					Read and write Page 48 and 49
	5	Articles	Structural patterns	Using a and an before sentences This is <u>a</u> bird. I can see <u>an</u> ant. This is <u>a</u> blackboard.	The learner -reads the articles -fills in the articles	Explanation  Question and answer	Filling in "a" and "an"	Fluency Accuracy	Flash Cards  Black board illustrations	Nursery English Read and write Page 48 and 49
9	1	Birds	Domestic birds	Naming domestic birds e.g hen, duck, cock, turkey	The learner -identifies the domestic birds. -reads and spells the picture names -names the domestic birds	Explanation  Question and answer  Observation  Discovery  LSU	Naming domestic birds	Logical presentation of ideas Audibility  Fluency  Articulation	Flash cards  Black board illustrations	Mk Primary English pupils' book one.
	2	Animals	Domestic animals	Oral reading of domestic animals e.g dog, cat. Cow, goat, sheep, pig,	The learner; -identifies the domestic animals	Explanation	Reading and writing of	Fluency  Articulation	Flash cards	Mk Primary English

For more schemes of work, visit [www.freshteacheruganda.com](http://www.freshteacheruganda.com)



			donkey, camel, horse, rabbit, etc	-reads and spells the words. -names the domestic animals	Question and answer Observation	domestic animals	Effective communication			
3	Animals	Domestic animals	Listen and write words of domestic animal. Sheep, donkey, rabbit, horse, camel, cat, cow, dog, pig	The learner -recognizes the domestic animals -reads and spells the picture names	Question and answer Explanation Dictation	Naming domestic animals	Fluency Articulation Effective communication	Flash cards Chart of domestic animals	Mk Primary English	
4		Domestic animals	Naming the domestic animals  cow  cat  rabbit  sheep	The learner -recognizes the domestic animals. -reads and spells the picture names	Question and answer Explanation Dictation	Naming and matching domestic animals	Making decision	Flash cards	Mk Primary English	

	5	Animals	Matching domestic animals	<p>Matching pictures to words.</p> 	<p>The learner</p> <ul style="list-style-type: none"> <li>-recognizes the pictures</li> <li>-reads and spells the words.</li> <li>-matches pictures to words</li> </ul>	Explanation	Matching	<p>Logical presentation of ideas</p> <p>Audibility</p>	Flash cards	Mk Primary English
10	1	Domestic animals	Making sentences	<p>Making sentences using "Here is"</p> <p>Here is a cat</p> <p>Here is a cow.</p>	<p>The learner</p> <ul style="list-style-type: none"> <li>-names the animals</li> <li>-reads and spells the words.</li> <li>Makes sentences</li> </ul>	<p>Explanation</p> <p>Discussion</p> <p>LSU</p>	<p>Making sentences using "Here is"</p>	<p>Fluency</p> <p>Effective communication</p>	<p>Flash cards</p> <p>Chart</p>	Monitor English
	2	Domestic animals	Making sentences	<p>Making sentences using "There is"</p> <p>Camel: There is a camel.</p> <p>Donkey: There is a donkey</p> <p>Goat: There is a goat.</p>	<p>The learner:</p> <ul style="list-style-type: none"> <li>-reads and spells the words.</li> <li>-makes sentences</li> </ul>	<p>Question and answer</p> <p>Explanation</p>	<p>Making sentences using "there is"</p>	<p>Responding to questions</p> <p>Articulation</p> <p>Effective communication</p>	Word flash cards	Monitor English

								Fluency		
3	Animal s	Animal sounds	Reading and writing animal sound Goat –mees Cow – moos Snake – sss Sheep –baas	The learner; -identifies the animal sounds -reads and spells the words. -writes the animal sounds	Question and answer	Reading and writing animal sound.	Responding to question	Flash cards	Mk Primary English pupils book one.	
4	Animal s	Animal sound	Match animals to their sound pig mew goat hmh cat mees	The learner -recognizes the animal sounds -reads and spells the words -matches the animal sound	Explanation  Question and answer  Imitation	Reading and matching animals to sounds	Responding to question	Flash cards	CRE activities pre primary level 2	
5	Animal s	Animal sounds	Completing the riddles ssss I am a _____ Mee mee I am a _____ Moo moo I am a _____ Baa baa I am a _____	The learner -recognizes the animal sounds. -fill in the animal sound	Question and answer  Imitation	Reading and completing riddles	Articulation  Fluency  Effective communication	Flash cards  Black board illustration	C.RE activities pre-primary level 2.	