



LESSON NOTES FOR READING FOR MIDDLE CLASS TERM III

WEEK I

Lesson one

TOPIC: Introducing letter sounds using phonic method

Evaluation activity: Learners will revise the sounds learnt in previous term.

Listen and write

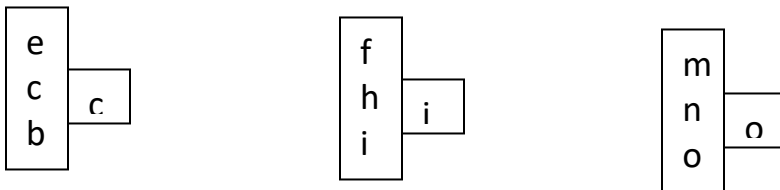
a c d r
b f e etc

Materials to be used are small cards, books and pencils, etc.

Lesson two

TOPIC: Introducing again in phonic method

Evaluation activity: Circle the given sounds e.g.




Materials to be used are books and pencils.

Lesson three and four

TOPIC: Learning sounds using phonic method.

Evaluation activity: Match sound to its picture. e.g.

Listen and write



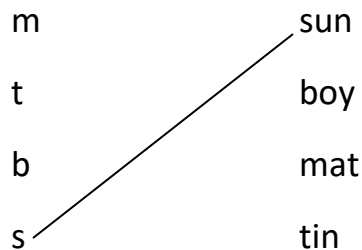
Materials to be used are Charts, books and pencils, etc.

Lesson five

TOPIC: Sounds using phonic method.

Evaluation activity: Learners will match sounds to words. e.g.

Listen and write



Materials to be used are Chalkboard, books and pencils.

WEEK II

Lesson one

TOPIC: Reading sounds in phonic method.

Evaluation activity: Learners will identify the first letter sounds for the words.

Write the first letter sounds for the word. E.g

bed b tree ___ duck ___ rat ___
sun ___ Rea ___ hut ___ van ___

Materials to be used are Charts, books and pencils, etc.

Lesson two

TOPIC: Learning sounds.

Evaluation activity: Learners will match the sounds to their words. E.g.

Write the first letter sounds for the word. E.g

f	snake
m	yam
y	mug
s	mug

Materials to be used are Charts, books and pencils, etc.

Lesson three to five

TOPIC: Learning sounds.

Evaluation activity: Learners will circle the first sound to the word given.

bag	g	b	f	a
van	v	s	t	r
tea	a	e	t	r

Materials to be used are small cards.

WEEK III

Lesson one to three

TOPIC: Forming two letter words.

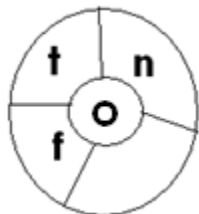
Evaluation activity: Learners will learn how to form the two letter words. E.g.

on	i-f	- if	a-t	_____
no	i-t	- it	a-n	_____
to	a-m	- am	i-s	_____

Learning materials to be used are Charts, books and pencils, etc.

TOPIC: Forming two letter words.

Evaluation activity: Learners will learn how to form the two letter words. E.g.



- on	i-f	- if	a-t	_____
- no	i-t	- it	a-n	_____
- to	a-m	- am	i-s	_____
- of				

Learning materials; Charts, books and pencils, etc.

Lesson four

TOPIC: Learning two letter words.

Evaluation activity: Learners will listen and write the words correctly.

- | | | |
|------|------|------|
| - at | - on | - so |
| - of | - no | - an |
| - am | - up | |
| - to | - is | |

Learning materials to be used are books and pencils.

Lesson five

TOPIC: Forming two letter words.

Evaluation activity: Learners will learn how to form new words using the short words.

b – at = bat

to – p = top

c – an = can

of – f = off

h – as = has

no – t = not

Learning materials to be used are books and pencils, etc.

WEEK IV

Lesson one and two

TOPIC: Making short sentences.

Evaluation activity: Learners will form short sentences using the small words learnt e.g

Read and draw

It is an apple _____

It is an axe _____

It is a tin. _____

It is my bag. _____

Learning materials to be used are small cards and sentence maker.

Lesson three

TOPIC: Reading the short words again.

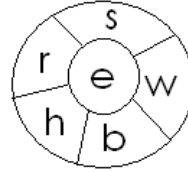
Evaluation activity: Learners will match the same words.

at	an
up	in
on	on
in	up
an	at

TOPIC: Introducing syllables of sound “e”.

Evaluation activity: Learners should form syllables of sound “e”.

b	be	r – e	___
k	ke	m – e	___
f	fe	w – e	___
g	ge		



Materials to be used are small cards, books and pencils.

Lesson four

TOPIC: Forming syllables of sound “e”.

Evaluation activity: Matching the same syllables.

b – e =	be
r – e =	re

me	ye
fe	he
he	fe
ye	me

Materials to be used are small cards, books and pencils.

Lesson five

TOPIC: Continuing with syllables of sound “e”.

Evaluation activity: Matching syllables and writing them again.

Match the same syllable and write

we	ge	ge
he	ye	___
re	re	___
ye	he	___
ge	we	___

Materials to be used are small cards, books and pencils.

WEEK VII

Lesson one

TOPIC: Forming words with syllables of sound “e”.

Evaluation activity: Learners will form the words with/or the syllables of sound “e”.

be — ll _____
 — st _____
 — d _____

le — g _____
 — t _____

se — t _____
 — nt _____

Learning materials to be used are small cards, books and pencils, etc.

Lesson three

TOPIC: Introducing words with syllables of sound “e”.

Evaluation activity: Learners should continue to copy words correctly e.g

Form words

_____ ll 1. _____
 _____ nt 2. _____
 we — st 3. _____
 — t 4. _____

Materials to be used are small chalkboard, books and pencils.

Lesson four and five

TOPIC: Reading words with syllables of sound “e”.

Evaluation activity: Learners will read, write and match the same words. e.g.

bed — set set
 bell — leg _____
 leg — bell _____
 set — bed _____

Materials to be used are books and pencils.

WEEK VIII

Lesson one

TOPIC: Read the words with sound/syllables of e.

Evaluation activity: Listen and write e.g

bed	net	tent
leg	bell	nest
men	set	

Read and draw



bell

leg

ten

net

bed

peg

Lesson three

TOPIC: Reading all the learnt words with syllables of sound “e”.

Evaluation activity: Learners will fill in the missing letter and then read the words.

l__g

b__st

p__g

m__n

w__nt

l__t

r__st

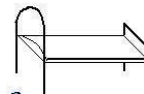
Lesson four

TOPIC: Reading words with syllables of sound “e”.


Evaluation activity: Write the words correctly.



ge_ _



de_ _



em_ _

10 et_ _

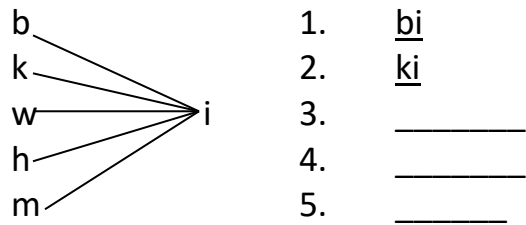
Materials to be used are books and pencils, real objects.

WEEK IX

Lesson one and two

TOPIC: Introducing syllables of sound “i”.

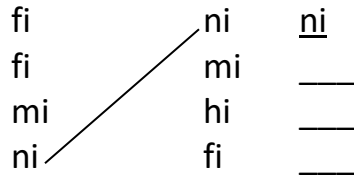
Evaluation activity: Forming syllables of i. e.g.



Lesson three

TOPIC: Forming syllables of sound "i".

Evaluation activity: Learners with match and write the same syllables



Lesson four

TOPIC: Forming words with syllables of sound "i".

Evaluation activity: Learners will form words with syllables of sound "i".



Learning materials: Charts, books and pencils

WEEK X

Lesson one

TOPIC: revision of sounds and syllables of syllables and heir words .

Evaluation activity: Giving revision exercises and tests.