



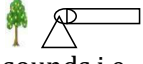
**LEARNING OUTCOME II: READING TO ENJOY, ACQUIRE KNOWLEDGE AND BE ABLE TO COMPREHEND**

**A SCHEME OF WORK FOR READING TOP CLASS (5 -6 YEARS) FIRST TERM**

W K	P D	MAJOR COMPE NTENCE S	CONTENT	COMPETENCED	METHODS	ACTIVITIES	INDICAT ORS OF LIFE SKILLS AND VALUES	INSTRU CTIONA L MATERI ALS	REFERNCE	R E M
1	1	Orientat ion	Knowing each other	The learners: - learns the teachers' names - learns the friends' names	Discussion  Explanation	-knowing each other by names i.e Christian names e.g Sarah, John - knowing the teachers' names.	Self esteem Confidenc e	Teacher' s collectio n		

For more schemes of work, visit [www.freshteacheruganda.com](http://www.freshteacheruganda.com)

2		A story	The learner; -listens to the story -answers oral questions about the story	Discussion Question and answer	-Listening to the story - answering oral questions about the story i.e once upon a time.....	Logical presentation of ideas	A story book	Once upon a time series
---	--	---------	--	-----------------------------------	--	-------------------------------	--------------	-------------------------

3	Associating sounds with letters	Sounds (Satipn)	The learner; -listens to the story. -says the sounds of satipn in the story.	Discussion Question and answer	-listening to the story - saying the sounds of the satipn -doing the actions of the given sounds. i.e s, a, t, i,p,n	Articulation Confidence Fluency	Sound and read.	Flash cards
4		Pictures of the satipn	The learner ; - recognizes the sounds. -reads and spells the words -identifies pictures of satipn	-phonic -discussion - question and answer	-reading and spelling the words. - identifying pictures of the satipn -recognising the  sounds i.e	Fluency Articulation	Sound and read	Flash cards

For more schemes of work, visit [www.freshteacheruganda.com](http://www.freshteacheruganda.com)

2	1	Associating sounds with letters	Syllables (satipn)	The learner; -says the sounds - joins the sound to make syllables	-phonic - explanation -syllabic -discussion	-saying the sounds of the satipn. -forming syllables - reading the syllables i.e sa, ta, pa, na, ka spa, si nti etc	Fluency Articulation	Sound and read	Flash cards	
	2	Associating sounds	Words of the satipn	The learner; -says the sounds of the satipn	Phonic Syllabic	-saying the sounds of the satipn	Self esteem Fluency	Flash cards	Jolly phonic book 1	

		with letters		-recognizes the words of satipn		-recognizing the syllables of the satipn -reading the words of the satipn e.g an ant ass as in is sat tap pam	Confidence Articulation			
--	--	--------------	--	---------------------------------	--	---	-------------------------	--	--	--

**For more schemes of work, visit [www.freshteacheruganda.com](http://www.freshteacheruganda.com)**



3		Sentences of satipn	The learner; -says the sounds of the satipn -recognizes given sentences - reads the given sentences	Phonic Syllabic	-saying the sounds -recognizing the given sentences -reading the given sentences e.g It is an ant.	Self esteem -fluency - confidence articulation	Flash cards	Jolly phonic book 1
4		Forming words and syllables	-says the sounds of the satipn -recognizes -forms words and syllables of the sation	Explanation Phonic Syllabic	-saying the sounds of the satipn. -recognizing the sounds - forming the syllables of the satipn -forming words i.e	-fluency articulation - accuracy -self expression	Flash cards	Jolly phonic book 1

					/n <u>pan</u> pa \ t _____ st _____ sa _____ s-t- a _____			
--	--	--	--	--	--	--	--	--

For more schemes of work, visit [www.freshteacheruganda.com](http://www.freshteacheruganda.com)

3	1	Associating words	Forming words	-says given sounds. -reads syllables - recognizes given syllables.	Phonic Syllabic Explanation	-saying the sounds. -recognizing the syllables. -forming and reading words by joining syllables i.e Sa-va-na Sa-nta-na	-fluency articulation - clarity	Cut out cards	Jolly phonic book 1	
	2	Associating sounds with letters	Sounds ( ck, m, j, e, w, h, y, d)	The learner; - recognizes the given sounds. - does the actions of the sounds.	Explanation Phonic Syllabic	-recognizing the sounds i.e ck, m, j -doing the actions of the sounds. -reading the sounds i.e ck on y d j m e r w h	-fluency -self esteem - audibility articulation	Jolly phonic book 2	Cut out cards	
	3		Vocabularies and pictures	-says the given sounds.	Question and answer Phonic	-reading sounds.	Articulation	Cut our cards	Jolly phonic book 2	

**For more schemes of work, visit [www.freshteacheruganda.com](http://www.freshteacheruganda.com)**

			-does the actions of the sounds.	Syllabic	-doing the actions of the sounds - recognizing pictures of given sounds i.e ck j r y h  w m ( d e  egg	Fluency		
4		Syllables	-says the sounds - joins sounds to form syllables.	Explanation Phonic Syllabic	-reading sounds -joining sounds to form syllables - reading the given syllables i.e ra re he ma mi de mpa mpi spra spri	Fluency -respect - togetherness articulation	Cut our cards	Jolly phonic book 2

For more schemes of work, visit [www.freshteacheruganda.com](http://www.freshteacheruganda.com)



4	1	Associating sounds with letters	Words with three and four letters	The learner; - says the sounds. - recognizes given words. -blends the given words	Phonic Syllabic	-saying the sounds. - recognizing words and blending them orally -reading simple words for the given sounds e.g	Fluency -respect -self esteem articulation	Words cards	Jolly phonic book 2
						red, rap, hat, drum, has, him, his, yam, man, men			
	2		Words of the given sounds ( ck, j, r, y,h)	-says the sounds - recognizes the given words -blends the words.	Explanation Syllabic Phonic	-saying the sounds i.e xk, j, r, y -recognizing and blending the given words. -Reading the given words of the given sound. Kapere Ntinda Sempa Mapera	Fluency Accuracy Confidence Articulation	Cut out cards	Teachers collection

**For more schemes of work, visit [www.freshteacheruganda.com](http://www.freshteacheruganda.com)**

3	Associating with letters	Sound (ck)	The learner; -says sounds ck - makes words with ck sound. -blends given words.	Phonic Syllabic	-saying sound ck -making words of sound ck - blending and reading words with "ck sound i.e ba-ck la-ck be- ck ki-ck co-ck si-ck bu-ck-et	Fluency Audibility Confidence Articulation	Flash cards	Jolly phonic book 2
---	--------------------------	------------	--	--------------------	--	---	----------------	---------------------------

**For more schemes of work, visit [www.freshteacheruganda.com](http://www.freshteacheruganda.com)**



4		Sound "ck"	-blends the words of "ck" sound. - reads the words of "ck" sound. - recognizes given pictures of "ck" sound	Explanation Phonic Syllabic	-blending words of "ck" sound - reading the words -recognizing and naming pictures of "ck" sound i.e   _____ _____	Fluency Self esteem Love Articulation	Flash cards	Jolly phonic book 2
---	--	------------	---	-----------------------------------	--	--	-------------	---------------------

**For more schemes of work, visit [www.freshteacheruganda.com](http://www.freshteacheruganda.com)**

51		Sound "ck" (sentences)	The learner; - blends and reads words with "ck" sound -makes sentences using given words.	Explanation  Whole word Phonic Syllabic	-blending words of "ck" sound - making sentences of "ck" sound - reading the sentences of "ck" sound i.e The duck is big. Jack has a cock. She will kick you.	Fluency  Confidence Articulation	Flash cards	Teacher's collection
----	--	---------------------------	--	---	---	---	----------------	-------------------------

**For more schemes of work, visit [www.freshteacheruganda.com](http://www.freshteacheruganda.com)**

2	Associating sounds with letters	A story (Mapera and his Children)	-says different sounds. -recognizes the story -blends and -reads words in the story	Phonic Whole word Syllabic	-recognizing words in the story -reading the story i.e Mapera of Ntinda with his children. Jack and Tina went to Ndere.....	-fluency -articulation -clarity -audibility	A chart	Teacher's collection												
3		Revision exercise (puzzle)	-says the sounds -recognizes the given sounds -identifies syllables in the puzzle -reads the syllables	Syllabic Phonic	-saying the sounds -recognizing the given sounds. -identifying the syllables in the puzzle -Circling and writing syllables of "i" sound <table border="1" data-bbox="889 779 1089 884"> <tr> <td>b</td> <td>a</td> <td>c</td> <td>f</td> </tr> <tr> <td>z</td> <td>i</td> <td>e</td> <td>i</td> </tr> <tr> <td>l</td> <td>i</td> <td>m</td> <td>g</td> </tr> </table>	b	a	c	f	z	i	e	i	l	i	m	g	Audibility Fluency Articulation	Chart	Teacher's collection
b	a	c	f																	
z	i	e	i																	
l	i	m	g																	
4	Associating sounds with letters	Sounds	The learner; -identifies given sounds with actions -says the sounds -does the actions of the sounds	Explanation Phonic Discussion	Saying the sounds -identifying the given sounds Doing the actions i.e	Articulation Fluency Confidence	Flash cards	Jolly phonics book 3												

For more schemes of work, visit [www.freshteacheruganda.com](http://www.freshteacheruganda.com)

						x, o, i, b, v, g, u, f, z				
6	1		Syllables with "o" sound	-says the sound "o" -joins sounds to form syllables of "o" sound .	Phonic Explanation Syllabic Discussion	-identifying the sounds saying the sounds - joining sounds to form syllables - reading the formed syllables of "o" sound i.e. po no ho mo ro spo sto sno sno sro slo gro fro	Articulation Fluency	Cut out cards	Nursery English	
	2	Associating sounds with letters	Syllables of "o" sound	-says sound "o". -reads the syllables. -listens to the syllables of sound "o".	Market stall Brain storming	-reading syllables with "o" sound - listening to the syllables - writing syllables of "o" sound i.e do, co, fo, mom no, bo, spo, sto,	Articulation Fluency Confidence	Cutout cards	Nursery English	

For more schemes of work, visit [www.freshteacheruganda.com](http://www.freshteacheruganda.com)

3	Associating sounds	Short words with "o" sound	The learner; -says the sounds - recognizes the given words	-brain storming Phonic Syllabic	-reading the syllables with "o"	Articulation Fluency	cut out cards	Nursery English
---	--------------------	----------------------------	---	------------------------------------	---------------------------------	-------------------------	---------------	-----------------

	with letters		-blends the given words -reads the words	Market stall	-reading the words of "o" sound. - forming the words of "o" sound i.e G \ d d \ l o o God doll	Confidence		
--	--------------	--	---	--------------	--	------------	--	--

4		Short words with "o" sound	-says sound "o" - recognizes the given sounds of "o". - blends the given words -reads the words of "o" sound.	Phonic Syllabic  Blending the words.	-blending the words of "o" sound - reading the words of "o" sound -listening and writing words of "o" sound i.e zo-lo = zolo po-st = post no-de = node po-nd = pond ro-ck = rock	Articulation  Fluency	cut out cards	Jolly phonics
---	--	----------------------------	--	--	--	-----------------------------	---------------	---------------

For more schemes of work, visit [www.freshteacheruganda.com](http://www.freshteacheruganda.com)

7	1	Reading long words of "o" sound	The learner; -says the sounds - recognizes given words of "o" sound. -blends the given words of "o" sound	Syllabic Phonic Explanation Brain storming	-saying "o" sound recognizing given words with "o" sound. -blending and reading the	Articulation Fluency	Flash cards	Jolly phonics book
---	---	---------------------------------	---	---	--	-------------------------	-------------	--------------------

					words of "o" sound i.e Kololo, Tororo, Koboko, Dodoma, Bombo, gogolo			
	2	Sentences of "o' sound	The learner; - blends and reads words with "o" sounds. -makes sentences of "o" sound - reads the sentences of "o" sound	Phonic Syllabic Explanation Discussion	-forming the sentences of "o" sound. -reading the sentences. - writing the sentences of "o' sound i.e - Toronto is far. - Oscar went to Kololo. Opoloy likes Okello	Articulation Fluency	Flash cards	Nursery English and readier

For more schemes of work, visit [www.freshteacheruganda.com](http://www.freshteacheruganda.com)

3	Associating sounds with letters	Sound “u” where it says “oo”	The learner; -says the sounds - joins sounds to form syllables	Syllabic Explanation Phonic	- saying the sounds - forming syllables - reading syllables where “u” says “oo” e.g bu du gu fu hu mu nu zu ju	Articulation Fluency	Cut out cards	Nursery English and readier.
---	---------------------------------	------------------------------	--	-----------------------------------	--	-------------------------	---------------	------------------------------




4		Sound “u” where it says “oo” (words)	The learner - blends and reads the syllables. -forms words with “u” sound	Syllabic Explanation	-forming words with “u” sound -reading words with “u” sound e.g bukulu, fulula, sukuma, zulu, gumutuze Bull, full, pull	Articulation Fluency	Flash cards	Nursery English and readier
---	--	--------------------------------------	---	-------------------------	--	-------------------------	-------------	-----------------------------

**For more schemes of work, visit [www.freshteacheruganda.com](http://www.freshteacheruganda.com)**

8	1		Sound 'u' where it says "a"	-blends and reads the syllables -forms words with 'u' sound -reads the words and syllables of "u" sound	Syllabic  Explanation	-reading the syllables e.g bu cu du fu us -reading the words e.g upon bud dust un up bucket jug bus -listening and writing words of "u" sound where it says "a"	Articulation  Fluency	Cut out cards	Nursery English and reader	
	2	Associating sounds with letters	Words of "u" sound where it says "a"	The learner; -reads the syllables -blends the given words of "u" sound	Whole word  Brain storming	-reading the syllables. - recognizing words - reading the given words of "u" sound e.g	Confidence Audibility articulation	Flash cards	Jolly phonic book 3	
						Umbrella , punch luck sun much run				


**For more schemes of work, visit [www.freshteacheruganda.com](http://www.freshteacheruganda.com)**



3		Vocabulary and naming pictures of 'u' sound	The learner; - blends and reads the words of "u" sound. -recognizes given pictures of "u" sound.	Phonic Explanation	-reading the words of "u" sound -recognizing the given pictures of "u" sound. - naming the given pictures of "u" sound  -  	Creative thinking Making choice	Picture cards	Jolly phonic book 3
---	--	---	--	--------------------	---	------------------------------------	---------------	---------------------

For more schemes of work, visit [www.freshteacheruganda.com](http://www.freshteacheruganda.com)

4	Associating sounds with letters	Sentences of "u' sound	The learner; -reads the words of "u" sound -forms sentences using the words of "u" sound.	Phonic Syllabic	-reading the words of "u" sound - forming sentences of "u" sound. - reading the sentences of "u" sound i.e She has a rug. This is a gun and a jug Lucky is funny	Confidence	Chalk board illustration	Jolly phonic book 3
---	---------------------------------	------------------------	---	-----------------	--	------------	--------------------------	---------------------

91		Drawing pictures of "u" sound	The learner; - blends and reads the words of "u" sound -recognizes given sentences and words of "u" sound	Phonic Explanation	-reading words and sentences of "u" sound. - drawing pictures of "u" sound that is I  have an umbrella. It is a cup. She is in the bus.	Fluency Respect Making choice Accuracy	Picture cards	Jolly phonic book 3
----	--	-------------------------------	---	--------------------	--	--	---------------	---------------------

For more schemes of work, visit [www.freshteacheruganda.com](http://www.freshteacheruganda.com)

2		A story “ the funny girl”	-blends some words from the story. -recognizes the given story - reads the story	Whole word	-recognizing the story - reading the story -answering oral questions i.e Lucky the funny girl jumps up and down with ..... Question Who is the funny girl?	Fluency  Respect	A chart	Teachers collection
3		Syllables and words of “u” sound where it says “you”	The learner; -says the sounds - recognizes the given syllables. -forms the syllables and words of “u”	Phonic Syllables  Explanation brain story ing	-saying sounds - forming syllables and words. - recognizing syllables and	audibility  articulations	Flash cards	Jolly phonics book 3

**For more schemes of work, visit [www.freshteacheruganda.com](http://www.freshteacheruganda.com)**

			sound where it says "you"		words of "u" sound - reading syllables and words where "u" says "you" u, bu, cu, du, uniform, Uganda, unity, union, etc				
4		Words of "u" sound where it says "you"	The learner; -says the sounds - recognizes given words -blends the words of "u" sound where it says you.	Phonic Syllabic	-saying the sounds -recognizing the words where "u" says "you". - reading the words. Abuse, perfume, refuse, resume, music, cure, pure, tune	Fluency Confidence	Flash cards	Jolly phonics book 3	

**For more schemes of work, visit [www.freshteacheruganda.com](http://www.freshteacheruganda.com)**

1 0	1 and 2		Puzzle	The learner; - recognizes the given letters. - finds the words in the puzzle.	Phonic  Demonstrat ion observation  Syllabic	-finding the words from the puzzle - circling and writing the words from the puzzle	Fluency decision making Articulati on patience	Cut out letters	Coloring time nursery rhyme	
--------	---------------	--	--------	---	--	---	---	--------------------	--------------------------------------	--

**For more schemes of work, visit [www.freshteacheruganda.com](http://www.freshteacheruganda.com)**

					<table border="1"> <tr><td>b</td><td>a</td><td>s</td><td>i</td><td>n</td></tr> <tr><td>o</td><td>i</td><td>a</td><td>x</td><td>e</td></tr> <tr><td>o</td><td></td><td>t</td><td>n</td><td>t</td></tr> <tr><td>k</td><td>e</td><td>y</td><td></td><td>t</td></tr> </table>	b	a	s	i	n	o	i	a	x	e	o		t	n	t	k	e	y		t				
b	a	s	i	n																									
o	i	a	x	e																									
o		t	n	t																									
k	e	y		t																									
3 a n d 4		Story reading	The learner -recognizes the given story. -reads the story	Phonic Discussion Explanation Syllabic	-recognizing the story  -reading the story loudly i.e This is Mary. She has a flower. It has good colours, red and yellow. And yellow looks like the sun. and red looks like blood -answering the questions about the story orally. Questions Who has a flower? _____	Fluency - audibility  Articulation	Story books	Story books																					

For more schemes of work, visit [www.freshteacheruganda.com](http://www.freshteacheruganda.com)